



Copyright Industries

in the U.S. Economy



THE 2004 REPORT

By Stephen E. Siwek
Economists Incorporated

Prepared for the
International Intellectual Property Alliance®

Copyright Industries in the U.S. Economy

THE 2004 REPORT

By Stephen E. Siwek
Economists Incorporated

Prepared for the
International Intellectual Property Alliance®

Copyright Industries in the U.S. Economy: The 2004 Report updates and supplements nine previous reports produced by Economists Incorporated for the International Intellectual Property Alliance:

Siwek and Furchgott-Roth, *Copyright Industries in the U.S. Economy* (released in November 1990)
Siwek and Furchgott-Roth, *Copyright Industries in the U.S. Economy: 1977–1990* (released in September 1992)
Siwek and Furchgott-Roth, *Copyright Industries in the U.S. Economy: 1993 Perspective* (released in October 1993)
Siwek and Furchgott-Roth, *Copyright Industries in the U.S. Economy: 1977–1993* (released in January 1995)
Siwek and Mosteller, *Copyright Industries in the U.S. Economy: The 1996 Report* (released in October 1996)
Siwek and Mosteller, *Copyright Industries in the U.S. Economy: The 1998 Report* (released in May 1998)
Siwek, *Copyright Industries in the U.S. Economy: The 1999 Report* (released in December 1999)
Siwek, *Copyright Industries in the U.S. Economy: The 2000 Report* (released in December 2000)
Siwek, *Copyright Industries in the U.S. Economy: The 2002 Report* (released in April 2002)

© 2004 Economists Incorporated

All rights reserved. Material in this report is protected by copyright. It may, however, be reproduced for non-commercial purposes or quoted with appropriate attribution to Stephen E. Siwek of Economists Incorporated and the International Intellectual Property Alliance.

International Intellectual Property Alliance® is a registered service mark of the International Intellectual Property Alliance. IIPA® is a service mark of and owned by the International Intellectual Property Alliance.

ISBN 0-9634708-2-5

TABLE OF CONTENTS

Foreword.....	i
Executive Summary.....	iii
I. Introduction	1
II. The Copyright Industries: New Industry Classifications.....	3
III. Value Added by the Copyright Industries	5
IV. Employment in the Copyright Industries	7
V. U.S. Copyrighted Materials in World Markets	9
VI. Conclusion.....	11
Appendix A: Tables of Statistics.....	13
Appendix B: WIPO & the ISIC Code	17
Appendix C: Detailed List of NAICS and ISIC Industries by ISIC Summary Categories.....	19
Appendix D: List of References.....	33

ABOUT THE AUTHOR

Stephen E. Siwek is a Principal at Economists Incorporated (1200 New Hampshire Avenue, N.W., Washington, DC 20036, www.ei.com). He is co-author of *International Trade in Computer Software* (Quorum Books, 1993) and *International Trade in Films and Television Programs* (American Enterprise Institute/Ballinger Publishing Company, 1988) and has written and lectured on trade in media services in the United States and Europe. Mr. Siwek has served as economic and financial consultant to numerous communications and media corporations and is a member of the Institute of Business Appraisers.

ACKNOWLEDGEMENTS

Economists Incorporated is grateful to the International Intellectual Property Alliance (IIPA) and its member associations for their support and assistance in the drafting of this report. In particular, we would like to thank the staff of the IIPA, including Eric H. Smith and Maria Strong, for their comments. The IIPA is a private sector coalition formed in 1984 to represent the U.S. copyright-based industries in bilateral and multilateral efforts to improve international protection and enforcement of copyrighted materials. These six member associations—the Association of American Publishers (AAP), the Business Software Alliance (BSA), the Entertainment Software Association (ESA), the Independent Film & Television Alliance (I.F.T.A., formerly known as AFMA), the Motion Picture Association of America (MPAA), and the Recording Industry Association of America (RIAA)—represent over 1,300 U.S. companies producing and distributing materials protected by copyright laws throughout the world, including: all types of computer software including business applications software and entertainment software (such as videogame CDs and cartridges, personal computer CD-ROMs and multimedia products); theatrical films, television programs, home videos and digital representations of audiovisual works; music, records, music CDs, and audiocassettes; and textbooks, tradebooks, reference and professional publications and journals (in both electronic and print media). Visit www.iipa.com for more information.

EI's research associates, Jessica Langsam and Lily Chou, performed much of the underlying research and computer work that was used throughout this 2004 report.

FOREWORD

*From Eric H. Smith, President
International Intellectual Property Alliance*

The U.S. copyright-based industries continue to be one of America's largest and fastest-growing economic assets. The International Intellectual Property Alliance (IIPA) is a private sector coalition of six trade associations with over 1,300 U.S. company members producing and distributing materials protected by copyright laws throughout the world—all types of computer software including business applications software and entertainment software (such as videogame CDs and cartridges, personal computer CD-ROMs and multimedia products); theatrical films, television programs, home videos and digital representations of audiovisual works; music, records, CDs, and audiocassettes; and textbooks, tradebooks, reference and professional publications and journals (in both electronic and print media). For the past 20 years (1984-2004), IIPA and its members have been working to improve the copyright law and enforcement systems in countries around the world in order to deter piracy, strengthen legal foundations, foster technological and cultural development, and encourage local investment and employment.

In 1990, IIPA commissioned Economists Incorporated to conduct a report measuring the economic impact and trade role of these copyright industries in the U.S. economy. That report turned out to be the first in the world to undertake such an economic analysis, and we are proud to see that more than a dozen studies in other nations have been published since then.

This 2004 report, the tenth produced since 1990 by the IIPA in collaboration with Economists Incorporated, represents another milestone—the first report done worldwide which follows the new definitions and guidelines in the 2003 research

study published by the World Intellectual Property Organization (WIPO), *Guide on Surveying the Economic Contribution of the Copyright-Based Industries*. As a result, this new IIPA report reflects the WIPO methodology, much of which incorporates the prior work done by Economists Incorporated in the IIPA studies. For example, the “core” industries are those copyright-related industries whose primary purpose is to produce and/or distribute copyright materials; the “total” copyright industries contain four sub-sectors now called the core, partial, non-dedicated support, and interdependent sectors. Because of the more expansive WIPO methodology, the data in our 2004 report is not easily compared to data found in prior IIPA's reports. Nevertheless, our 2004 report continues to show the strength and importance of the U.S. copyright industries to U.S. job and revenue growth and international trade:

- ① In 2002, the U.S. “core” copyright industries accounted for an estimated 6% of the U.S. gross domestic product (\$626.6 billion).
- ② In 2002, the U.S. “total” copyright industries accounted for an estimated 12% of the U.S. gross domestic product (\$1.25 trillion).
- ③ The “core” copyright industries employed 4% of U.S. workers in 2002 (5.48 million workers).
- ④ The “total” copyright industries employed 8.41% of U.S. workers in 2002 (11.47 million workers). This level approaches the total employment levels of the entire health care and social assistance sector (15.3 million) and the entire U.S. manufacturing sector (14.5 million in 21 manufacturing industries).
- ⑤ Between 1997-2001, the core copyright industries grew at an annual growth rate of 3.19% per year, a rate more than double the annual employment rate (1.39%) achieved by the economy as a whole. Factoring out the difficult economic year of 2002, between 1997-2001 the core copyright industries' employment grew at an annual growth rate of 3.19% per year, a rate more than double the

annual employment rate achieved by the U.S. economy as a whole (1.39%).

- ⑥ In 2002, the U.S. copyright industries achieved foreign sales and exports estimated at \$89.26 billion, leading other major industry sectors such as: chemicals and related products, food and live animals, motor vehicles, parts, and accessories, and aircraft and associated equipment sectors.

Over the years, these studies have continually demonstrated that the creation of knowledge-intensive intellectual property-based goods and

services is critical to the continued economic growth of this country. As e-commerce develops, we believe that this relative importance will grow as well. This will equally be true for our trading partners, both developed and developing.

As the digital revolution and the Internet have become more important, the challenge of piracy has grown commensurately. To safeguard—indeed nurture—this valuable economic resource, governments must be unrelenting in battling pirates on a global basis. Through good laws and effective and deterrent enforcement, this can be done and our industries will continue to grow.

EXECUTIVE SUMMARY

This report, *Copyright Industries in the U.S. Economy: The 2004 Report*, completed by Economists Incorporated, updates and supplements nine earlier reports prepared for the International Intellectual Property Alliance (“IIPA”). This tenth report presents estimates of the copyright industries’ contribution to the U.S. economy through 2002, and demonstrates the continuing positive impact these industries have on the U.S. economy.

In comparison with previous IIPA reports, this 2004 study implements two new methodologies/measures. First, this report reflects data of the new industry classification system in North America (known as NAICS, the North American Industrial Classification Systems) generated and used by U.S. government agencies. Second, this IIPA report also implements the international standards and recommendations published in late 2003 by the World Intellectual Property Organization (WIPO) which develops recommended economic and statistical standards (using ISIC, the International Standard Industrial Classification code) to measure the impact of domestic copyright industries on local economies. To our knowledge, this report is the first economic study in the world to reflect fully the new WIPO standards.¹ Using these WIPO standards will facilitate more reliable and comprehensive in-country and cross-country data comparisons regarding the strength of copyright industries in local economies.

The 2002 data in this study quantify the size and critical importance of the copyright industries to the U.S. economy, using the most current data available. As in prior studies, the U.S. copyright industries’ contribution to the U.S. economy is measured by three economic indicators: (1) value-added to the U.S. gross domestic product (GDP); (2) share of national employment; and (3) revenues generated from foreign sales and exports. Using new methodological changes generally acted to *increase* the number of industries that were analyzed but to *reduce* the growth rates achieved by the copyright industries in the aggregate. These offsetting trends tended to affect the “total”² copyright industries more than the “core”³ copyright industries.

Contribution to the U.S. Economy/ Value-Added to GDP, 2002

As shown in Table 1, the “value-added” to the U.S. economy by the core copyright industries reached \$626.2 billion or 6% of the U.S. economy in 2002. In the same year, the value added by the total copyright industries was \$1.254 trillion or 12% of the U.S. economy.

TABLE 1: 2002 Value Added (*billions of U.S. 2002 dollars*)

Core Copyright Industries	Total U.S. GDP	Core Share of U.S. GDP
\$626.2	\$10,480.8	5.98%

Total Copyright Industries	Total U.S. GDP	Total Share of U.S. GDP
\$1,254.0	\$10,480.8	11.97%

¹ The author of this report, Stephen E. Siwek, participated as an expert at the meeting of the “Working Group of Experts of the Preparation of a WIPO Handbook on Survey Guidelines for Assessing the Economic Impact of Copyright and Related Rights,” which was co-sponsored by WIPO and held in Helsinki, Finland, in July 2002. That meeting launched the process that resulted in WIPO’s 2003 publication of its *Guide on Surveying the Economic Contribution of the Copyright-Based Industries* which includes the recommendations and standards used in this 2004 report on the U.S. copyright industries.

² The definition of the “total” industries has been expanded to reflect the WIPO definition which is broader than the definition used by Economists Incorporated in the prior nine reports for IIPA. Four subsectors still comprise the “total” categorization, and these are called core, partial, non-dedicated support, and interdependent sectors.

³ Similarly, the definition of the “core” industries also has been expanded to reflect the WIPO definition. For this 2004 report, the “core” industries are those industries whose primary purpose is to produce or distribute copyright materials. These industries include newspapers, book publishing, recording, music, and periodicals, motion pictures, radio and television broadcasting, and computer software (including business application and entertainment software). Industries that are now included in the new “core” definition which were not present in prior studies include, for example, book stores, news dealers and newsstands, and commercial photography operations.

**TABLE 2: Real Annual Growth Rates
Value Added to U.S. GDP**

	1997-01	1997-02
Core Copyright Industries	3.48%	3.51%
Total Copyright Industries NAICS + ISIC	0.68%	1.00%
Total Copyright Industries NAICS Only	2.07%	2.22%
U.S. GDP (economy as a whole)	2.47%	2.40%

TABLE 3: 2002 Comparison to Other Sectors

	Value Added (billions)	Employment (thousands)
Core Copyright	\$626.2	5,484
Total Copyright	\$1,254.0	11,476
Other Sectors		
Federal Government	\$648.0	
Total State and Local	\$1,189.1	
Construction		6,943
Health Care and Social Assistance		15,347
Manufacturing		14,543
Retail Trade		15,025
Leisure and Hospitality		11,986

The 2002 share of U.S. GDP achieved by the core copyright industries (6%) exceeds the 2001 core copyright share of 5.24% that was presented in our last study for the IIPA—an annual increase of almost 13%. However, the 2002 share of U.S. GDP achieved by the total copyright industries (12%) represents an increase of more than 54% in comparison to the total copyright industry share of 7.75% that we previously reported for 2001. This significant increase in the total copyright industries' share of GDP is due to both an increase in the core industries as well as the larger group of industries identified in the total copyright sector under the new methodology.

While the methodological changes that have been adopted in this report serve to increase the

size of both the core and particularly the total copyright industries, these changes also tend to reduce the annual growth rates for the copyright industries over time. In Table 2, we report real annual growth rates for the copyright industries and for the U.S. economy as a whole since 1997.⁴ The real growth rate of the core copyright industries' value added over the period 1997 through 2002 was 3.51% annually. Nevertheless, this growth rate in the core copyright industries exceeded the real annual growth rate for U.S. GDP for the same period (2.40%) by 46.3%.

However, the real growth rate for the total copyright industries for the period 1997 through 2002 was only 1.00% (using the NAICS+ISIC formulation, as seen in the right column of Table 2). This relatively low growth rate reflects, among other things, the consequences of including, within the total copyright industries, new sectors that generally experienced slower growth rates. The inclusion of these new industries in the revised definition of the total copyright industries was one important cause of the relative decline in total copyright industry growth rate in the 1997-2002 period.⁵

We report the real growth rates in value added also achieved by the copyright industries and the U.S. economy for the period 1997-2001 (see the left column of Table 2). The core copyright industries' growth in value added for that period (3.48%) continued to exceed the real growth in the economy as a whole (2.47%) while the total copyright industries (2.07%) lagged behind.

To put these figures in perspective, the total expenditures and investments of the entire federal government (defense and non-defense combined) in 2002 was \$648 billion, a figure approximately equal to the value added to the U.S. economy by the core copyright industries (see Table 3). That same year, the total expenditures and investments of all state and local governments in the United States was \$1.189 trillion, an amount that is approximately 5% less than the value added by the total copyright industries. Additional comparisons of the copyright industry's value added to other sectors of the U.S. economy are also provided in Table 3. These comparisons

⁴ Prior Economists Incorporated studies for the IIPA included data comparisons as far back as 1977. Because of the methodological changes used in this report, such comparisons to old data would not be accurate, and as a result, data comparisons have been shortened to 1997-2002.

⁵ In order to assess the importance of these changes, we also estimate growth rates for the total copyright industries that reflect the new industry classifications of the system, but do not incorporate the copyright industry definitions recommended by WIPO. These alternative growth rates are shown in Table 2 under the heading, "NAICS Only." As shown in Table 2, the annual growth rate in the value added achieved by the total copyright industries, as previously defined, was 2.22% for the period 1997 through 2002. This rate of growth is more than 100% higher than the total copyright industry growth rate, as now defined under the WIPO methodology.

clearly document the size and importance of the copyright industries today. Since the comparisons reflect data for 2002—a generally slow year for the copyright industries in aggregate—they actually understate the true importance of the copyright industries in 2004 and beyond.

Copyright Industry Employment, 2002

In our *Copyright Industries in the U.S. Economy: The 2002 Report*, we estimated the core copyright employment in 2001 at 4,711,200 people or 3.49% of the U.S. workforce. Using the new methodology, we now report that the core copyright industries employ 5,484,000 people or 4.02% of U.S. workers for 2002⁶ (see Table 4). This latter total is roughly comparable to the total of 6.9 million paid workers who were employed in the U.S. construction industry in 2002.

With respect to the total copyright industries, we estimated 2001 employment of 7,972,000 workers or 5.9% of the U.S. workforce, in our prior report. In 2002, the total copyright industries employed 11,476,000 workers or 8.41% of total employment in the U.S., using the new methodology. The size of the total copyright industry workforce (almost 11.5 million workers in 2002) is now beginning to approach the total employment levels of the entire U.S. health care and social assistance sector (15.3 million employees) and even the entire U.S. manufacturing sector (14.5 million workers in 21 manufacturing industries). Additional comparisons of the copyright industry's employment levels with other industries are shown in Table 3.

As shown in Table 5, we also estimated real annual growth rates in copyright employment since 1997. For the period 1997 to 2002, the core copyright industries added workers at an annual rate of 1.33%. This rate of growth exceeded the annual employment growth rate achieved by the economy as a whole (1.05%) by 27%.

In contrast, the employment growth rate for the total copyright industries for the period 1997 through 2002 was only 0.34% (using the conversion to NAICS plus ISIC formulation). In Table 5, we provide alternative calculations of the employment growth rates achieved by the total copyright industries if one were to ignore

TABLE 4: 2002 Employment (*in thousands*)

Core Copyright Industries	Total U.S. Employment	Core Share of U.S.
5,484	136,485	4.02%

Total Copyright Industries	Total U.S. Employment	Total Share of U.S.
11,476	136,485	8.41%

TABLE 5: Real Annual Growth Rates: Employment

	1997-01	1997-02
Core Copyright Industries	3.19%	1.33%
Total Copyright Industries NAICS + ISIC	1.97%	0.34%
Total Copyright Industries NAICS Only	2.25%	0.66%
U.S. Economy	1.39%	1.05%

the revised total copyright industry definitions recommended by WIPO. Using the NAICS only method, the growth rate in the total copyright industries nearly doubles from 0.34% to 0.66% per year.

Poor economic conditions in the overall U.S. economy, particularly in 2002, also appear to have hurt the growth of the total copyright industries. We sought to quantify the extent to which these conditions may have affected the growth rates achieved by the U.S. copyright industries in this time frame. For both value added and employment, we sought to isolate the effects of 2002 by considering real annual growth rates for the period 1997 to 2001. In the left column of Table 5, we report annual growth rates in employment that exclude 2002, a year of painfully slow growth for all industries. Under this measure, we observe that over the period 1997 to 2001, the annual growth rate for the core copyright industries was 3.19% per year, a growth rate more than 130% higher than the annual employment growth rate of 1.39% that was achieved by the economy as a whole. In the same period (1997-2001), we also observe that the total copyright industries achieved an annual employment growth rate (1.97%) that exceeded the growth rate for the U.S. economy by 42%. Under our previous definitions (NAICS Only), the

⁶ Note that the total number of U.S. workers in 2000, 2001 and 2002 used in our previous studies have all been revised upward by the Bureau of Labor Statistics to reflect changes in population controls made as a result of information gathered in the 2000 census. The revised data generally show 1 to 2 million more U.S. civilian workers overall than reported previously. See Table A4 in Appendix A.

TABLE 6: Annual Growth Rate of Foreign Sales & Exports

Year	1991	1996	1997	1998	1999	2000	2001	2002
Growth Rate	6.4%	13.3%	11.1%	2.9%	14.5%	8.3%	3.4%	1.1%

annual growth rate in total copyright employment for the period 1997-2001 was 2.25% per year, well above the growth rate achieved by the U.S. economy in the same period.

Foreign Sales and Exports, 2002

Our revised and updated estimates for foreign sales and exports of the core copyright industries also reflect the impact of poor economic conditions in 2001 and 2002. The recording, music, music publishing, periodicals, books, and newspapers segments and the software industry experienced declines in their foreign sales revenue in 2002.

Only the motion picture sector saw an increase in 2002, reaching \$17 billion in foreign sales revenue.

Overall, total revenue generated from foreign sales of the core copyright industries is estimated to be at least \$89.26 billion in 2002, which is still a 1.1% growth from the \$88.28 billion in 2001 (see Table 6). Furthermore, the core copyright industries' foreign sales and exports are still larger than the U.S. Commerce Department's International Trade Administration's export estimates of several other major industry sectors (see Table 7). For 2002, these core copyright

TABLE 7: Foreign Sales/Exports for Selected Industries 2001 and 2002 *(in billions of dollars)*

INDUSTRY	FOREIGN SALES/EXPORTS	
	2001	2002
Selected Core Copyright Industries	\$88.28	\$89.26
Chemicals and Related Products	\$82.32	\$83.59
Food and Live Animals	\$41.17	\$40.30
Motor Vehicles, Parts, and Accessories	\$47.53	\$50.36
Aircraft and Associated Equipment	\$44.69	\$43.88

industries exceeded the chemicals and related products, food and live animals, motor vehicles, parts, and accessories, and aircraft and associated equipment sectors.

Despite the slow growth in 2002, recent reports project positive revenue growth for the copyright industries in 2004 and forward. Nielson SoundScan and PricewaterhouseCoopers both predict growth for the recording and music industry as legitimate digital music sales increase. The International Data Corp also recognizes that 2004 will see increased growth for the software industry. These reports all suggest that the decline in 2002 was a temporary downturn (following at least 25 years of steady growth for the copyright industries, exceeding that of the rest of the U.S. economy) and a positive outlook for foreign sales revenues for the core copyright industries in 2004 will occur.

I. INTRODUCTION

This report, *Copyright Industries in the U.S. Economy: The 2004 Report*, is the tenth in a series issued over the last fourteen years by Economists Incorporated on behalf of the International Intellectual Property Alliance (IIPA). This latest report confirms, once again, that the U.S. copyright industries have outpaced the rest of the economy in growth of contribution to gross domestic product and in growth of jobs.

The U.S. copyright industries, and in particular, the “core” copyright industries, continued to outperform the U.S. economy. Between 1997-2002, they generated higher growth rates in both value added and employment.

As in previous reports, this study is presented in five sections:

- ① The scope and definitions of the copyright industries
- ② Value added by the copyright industries to the U.S. economy

- ③ Employment in the copyright industries in the U.S. economy
- ④ U.S. copyrighted materials in the world market
- ⑤ Conclusion

Appendix A presents data tables detailing the results of the conversion between the two classification systems—from the North American Industrial Classification System (NAICS) to the International Standard Industrial Classification (ISIC), the formulation used by the World Intellectual Property Organization (WIPO).

Appendix B summarizes the new methodological recommendations created by WIPO for economic studies on copyright industries’ contributions to local economies. Appendix C provides lists of the ISIC codes used in this report as well as their corresponding NAICS codes. It also shows the industries used in the NAICS-only conversions. Appendix D is the list of references used in this report.

II. THE COPYRIGHT INDUSTRIES:

New Industry Classifications

When our previous study, *Copyright Industries in the U.S. Economy: The 2002 Report*, was released, the United States government was still in the process of converting its industrial reporting statistics from the Standard Industrial Classification (SIC) system to the North American Industrial Classification System (NAICS). At that time, the U.S. Bureau of Labor Statistics had not released data under the new system, and as a result, our 2002 report relied on SIC categories to define the copyright industries. Since our 2002 report was published, the U.S. government has completed their conversion process and therefore, this 2004 report uses 2002 NAICS data to define the copyright industries.

NAICS

The North American Industrial Classification System is the product of a joint effort by the United States, Canada, and Mexico to create a common classification system by which direct comparisons could be made across North America. Unlike past revisions of the SIC system which merely incorporated new industries, NAICS reorganizes the entire process of defining industry categories. Whereas previously the SIC system was organized with a mix of production-based and market-based categories, under NAICS the industries are defined according to the type of production activities performed. NAICS, therefore, is a much more consistent system. The NAICS industries are more disaggregated and as a result, many industries that were previously incorporated into a more general SIC industry are

separately recognized under NAICS. In our 2002 report, we could not include many large industries with copyright activities because it was not possible to accurately separate the copyright data from the aggregate industry. Using data organized according to NAICS in this report, we were able to identify many of these industries and include them in our analysis resulting in a more accurate measure of the copyright industries.

One of the most important additions to NAICS is the introduction of the new information sector. Information industries include newspaper, book and periodical publishers, software publishers, motion picture, and sound recording industries. There are 20 new industries included in the information sector, including paging, cellular and satellite telecommunication.⁷

In order to convert the SIC categories previously used to NAICS categories, we relied on concordances provided by the United States Census Bureau. After formulating a list of all the NAICS codes corresponding to SIC codes from the 2002 studies, we added NAICS codes for copyright industries that were not previously defined by the SIC system (for example, 51600—Internet Publishing & Broadcasting). A list of the NAICS industries included in this study can be found in Appendix C.

ISIC and the WIPO Formulation

In addition to presenting the copyright industries in accordance with the NAICS categories, we show the copyright industries as defined by the World Intellectual Property Organization (WIPO). In its 2003 *Guide on Surveying the Economic Contribution of the Copyright-Based Industries*, WIPO defines the copyright industries according to the International Standard Industrial Classification (ISIC) code. WIPO's use of this classification provides an opportunity to have an international standard to compare the economic effect of copyright industries and copyright laws across countries. The creation of this international

⁷ See U.S. Census Bureau data at <http://www.census.gov/epcd/www/naicsect.htm>.

standard is an important step for the development of national copyright studies.

Although we used the ISIC definitions to determine which industries to include in our report, we relied on the NAICS data supplied by the U.S. Bureau of Labor Statistics and the U.S. Census Bureau. To determine which NAICS codes corresponded with the ISIC codes, we consulted the U.S. Census concordance between 2002 NAICS and ISIC Rev 3.1. In some cases a NAICS code corresponded to more than one ISIC code and, in these cases, the employment and value added numbers were split among the multiple ISICs. A list of the ISIC codes included in this report and their corresponding NAICS codes can be found in Appendix C.

The Four Copyright Industry Categories: WIPO Groupings Using ISIC

In all nine of our prior economic reports on the copyright industries, we divided the copyright industries into four groups: core, partial, distribution, and copyright-related; these are the sectors we developed and defined in our first report issued in 1990. In this 2004 report, we still use four categories, but in order to conform to the international standard, we relied upon the four copyright categories defined by WIPO: core, partial, non-dedicated support, and interdependent.

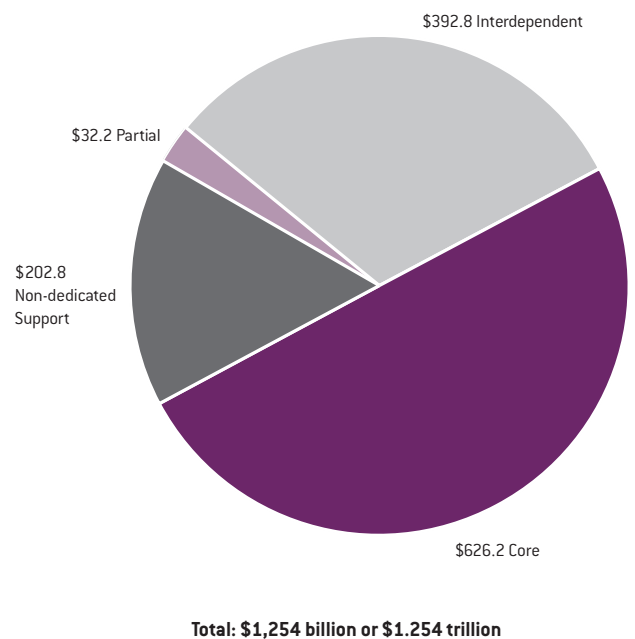
The core industries are those industries whose primary purpose is to produce or distribute copyright materials. These industries include book publishing, recording, music, newspapers and periodicals, motion pictures, radio and television broadcasting, and computer software (including business applications and entertainment software). Industries that are included in the core under the ISIC system that we did not include in the NAICS core include book stores, news dealers and newsstands, and commercial photography.

Partial copyright industries are industries that have some products that are copyrighted materials. These industries range from fabric to furniture to architecture. Some industries added into the ISIC system and not in the NAICS partial

category are knitted and crocheted fabrics, carpets and rugs, and footwear. The third group, non-dedicated support industries, includes industries that distribute copyrighted materials to businesses and consumers. Examples here include transportation services, and wholesale and retail trade involved in the distribution of copyrighted products. WIPO also includes telecommunications in this category, an industry previously excluded from our report. The fourth group involves the interdependent industries, those that produce, manufacture, and sell equipment whose function is primarily to facilitate the creation, production, or use of works of copyrighted matter. One difference in the ISIC system compared to the NAICS system is that ISIC includes manufacture of optical instruments and photographic equipment while NAICS does not.

We refer to the four groups together—core, partial, non-dedicated support, and interdependent—as the “total” copyright industries.

Copyright Industries in the U.S. Economy, 2002
(value added in billions of dollars)



III. VALUE ADDED BY THE COPYRIGHT INDUSTRIES

The most appropriate way to measure an industry's contribution to the national economy is to measure the industry's value added. Value added reflects the economic contribution of labor and capital of a particular industry. The sum of the value added of all industries in the United States is equal to gross domestic product (GDP), a standard measure of the size of the U.S. economy. For this reason, value added calculations can be used to draw comparisons of the relative size and growth rates of different industries in a way that is consistent with the federal government's national income and product accounting data. Unfortunately, for the majority of the industries considered in this study, updated value added figures are not available from the government sources. To estimate value added for this report, we applied input-output factors to the industry revenue figures provided by U.S. government sources.

We describe below the resulting data using both the NAICS data as well as ISIC data which tracks the WIPO recommendations.

NAICS-Only Results

As shown in Chart 1, estimated value added for the NAICS core copyright industries was \$402.1 billion in 1997, 4.84% of the United States Gross Domestic Product. In 2001 the estimated value added for core copyright industries was \$514.9 billion and 5.10% of the U.S. GDP. The real annual growth rate for the period from 1997-2001 is 3.79%, higher than the real annual growth rate for the U.S. GDP of 2.47%. In 2002, the estimated value added for the core industries

was \$514.4 billion and 4.91% of the U.S. GDP. Although value for the core industries decreases slightly from 2001 to 2002, the real annual growth rate for 1997 to 2002 of 2.68% remains higher than the U.S. GDP growth rate of 2.40%.

Total copyright industries increased both from 1997 to 2001 and from 2001 to 2002. Estimated value added for the NAICS copyright industries in 1997, 2001, and 2002 was \$803.8 million, \$962.7 million, and \$1,005.6 billion respectively.

ISIC Results (WIPO Formulation)

In Chart 2, the estimated value added for the ISIC core copyright industries was \$470.3 billion in 1997. In 2001 and 2002, value added increased to \$595 billion and \$626.2 billion, respectively. In addition to the increase in absolute terms, the core copyright industries have expanded their economic importance relative to the national economy. The share of the core copyright industries increased from 5.66% in 1997 to 5.89% in 2001 and 5.98% in 2002 (see Chart 3).

The real annual growth rate of the core copyright industries also outperformed the U.S.

Chart 1: Copyright Industries (NAICS Only)
Value Added Contribution to GDP
(in billions of dollars)

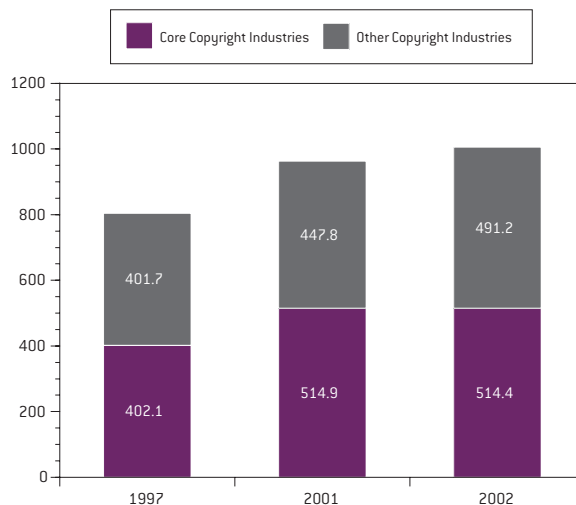


Chart 2: Copyright Industries (ISIC)
Value Added Contribution to GDP
 (in billions of dollars)

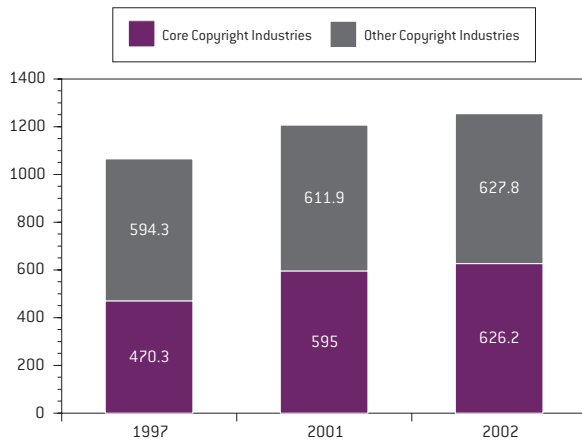


Chart 3: Copyright Industries: Value Added Contribution to GDP
 (share of GDP)

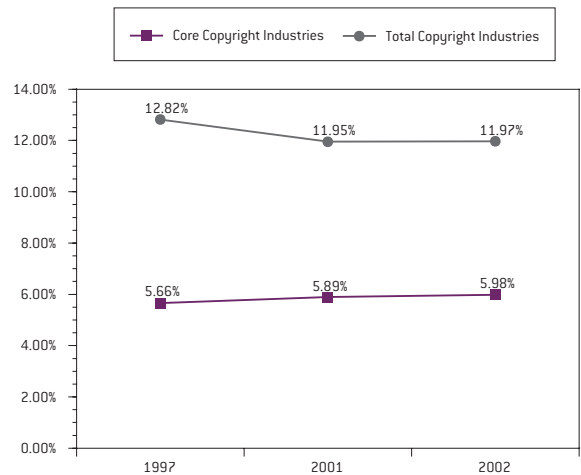
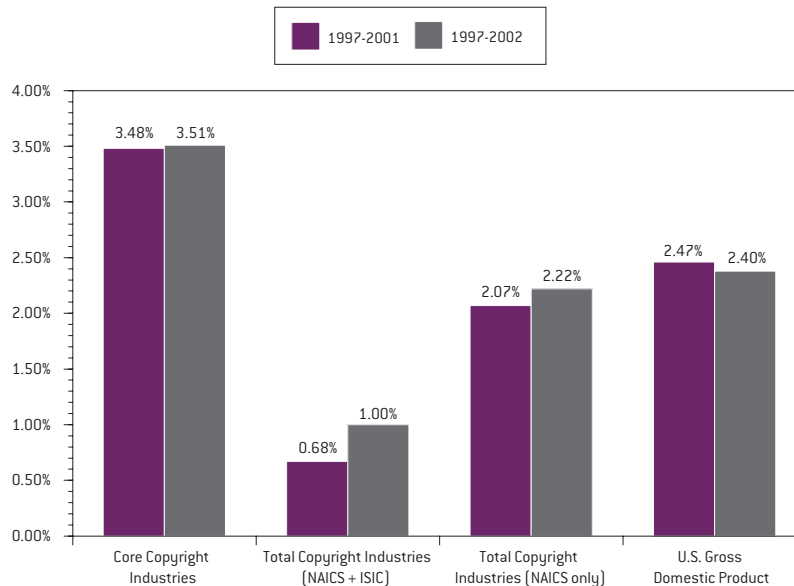


Chart 4: Copyright Industries
Value Added Contribution to GDP
 (real annual growth rate)



economy growth rate. From 1997-2001, the real annual growth rate of the core copyright industries was 3.48% compared to the 2.47% growth rate for the overall economy. In the 1997-2002 period, the annual growth rate of the core copyright industries was 3.51% compared to the U.S. economy's 2.40% growth rate (see Chart 4).

The combined value added for all four copyright industry groups also increased from

1997 to 2002. In 1997, the copyright value added was \$1.064 trillion. Value added increased to \$1.206 trillion in 2001 and \$1.254 trillion in 2002 (see Chart 2). Although the annual growth rate of these industries was less than the U.S. economy as a whole, the value added of these industries represents a significant portion of the U.S. GDP. Value added was 11.95% of GDP in 2001 and 11.97% of GDP in 2002 (see Chart 3).

IV. EMPLOYMENT IN THE COPYRIGHT INDUSTRIES

The growing economic importance of the copyright industries to the U.S. economy can be measured in ways other than value added. Trends in employment provide additional evidence of the positive impact of the copyright industries on the economy. In this section, we provide estimates of copyright industry employment based primarily on data from the U.S. Bureau of Labor Statistics.

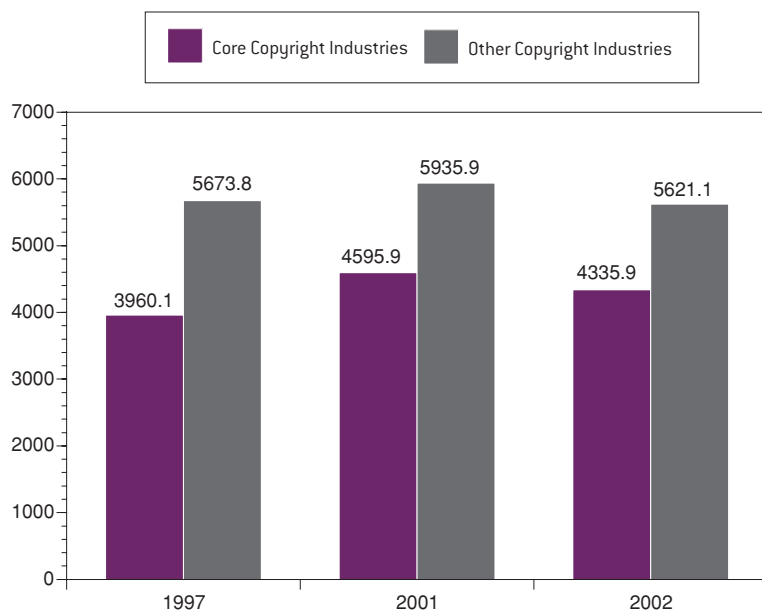
We describe below the resulting data using both the NAICS data as well as ISIC data which tracks the WIPO recommendations.

NAICS-Only Results

Chart 5 shows employment for the NAICS core copyright industries in 1997 was 3.96 million workers. This increased in 2001 to 4.60 million workers. In addition, the percentage of the core copyright employment to overall U.S. employment increased from 3.06% in 1997 to 3.36% in 2001. The annual growth rate of the core copyright industries for the 1997-2001 period was 3.79% which is 2.7 times the U.S. annual growth rate of 1.39%. In 2002, both the core copyright employment and the U.S. employment decreased, but the annual growth rate of the core copyright industries for the 1997-2002 period still outperformed the U.S. employment growth rate.

Employment for all four copyright industry groups also increased from 9.6 million workers in 1997 to 10.5 million workers in 2001. The copyright industries' share of U.S. employment increased from 7.44% in 1997 to 7.69% in 2001. From 1997-2001, the annual growth rate of the copyright industries was 2.25% as compared to the U.S. employment growth rate of 1.39%.

Chart 5: Copyright Industries Employment (NAICS only)
(in thousands)



ISIC Results (WIPO Formulation)

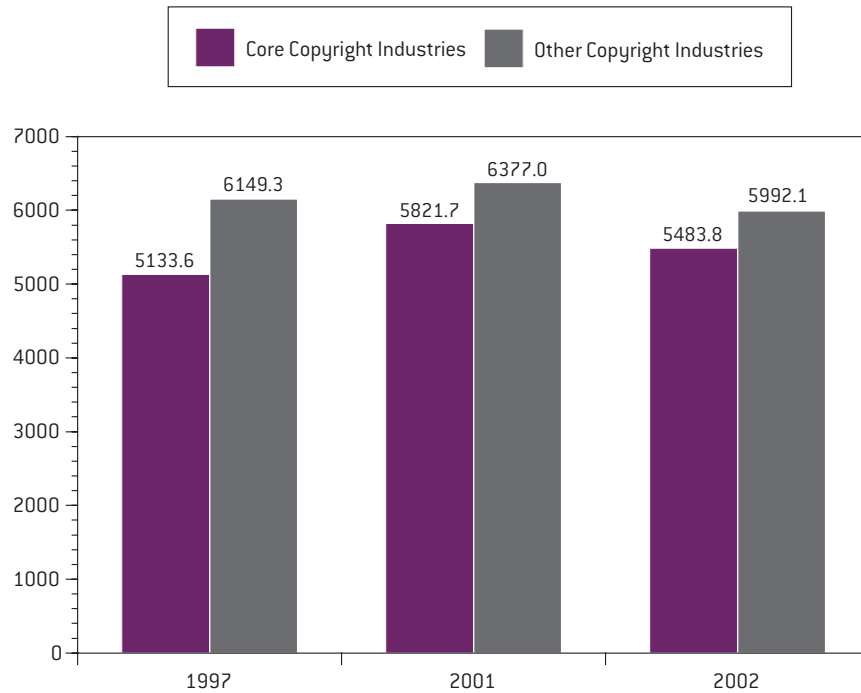
In Chart 6, employment for the ISIC core copyright industries in 1997 was 5.1 million. This increased in 2001 to 5.8 million workers. In addition, the percentage of the core copyright employment to overall U.S. employment increased from 3.96% in 1997 to 4.25% in 2001. The annual growth rate of the core copyright industries for the 1997-2001 period was 3.19% which is 2.3 times the U.S. annual growth rate of 1.39%. In 2002, both the core copyright employment and the U.S. employment decreased, but the annual growth rate of the core copyright industries for the

1997-2002 period still outperformed the U.S. employment growth rate.

Employment for all four copyright industry groups also increased from 11.3 million in 1997 to 12.2 million in 2001. The copyright industries'

share of U.S. employment increased from 8.71% in 1997 to 8.91% in 2001. From 1997-2001, the annual growth rate of the copyright industries was 1.97% as compared to the U.S. employment growth rate of 1.39%.

**Chart 6: Copyright Industries:
Employment (NAICS plus ISIC)**
(in thousands)



V. U.S. COPYRIGHTED MATERIALS IN WORLD MARKETS

Growing numbers of products that embody American creativity are sold throughout the world every year. Whether copyrighted products sold abroad are manufactured in the U.S. or overseas, the creative components emanate from the U.S., where it was nurtured by the protection afforded under the U.S. laws.

We have stated in our prior reports that the U.S. government's export statistics generally fail to accurately measure the value of American copyrighted works sold in foreign markets. For example, a single master version of a copyrighted work, such as a filmprint valued at a few hundred dollars in U.S. export statistics, may be shipped from the United States to another country. From that master version, however, copies or exhibition rights and/or reproduction license fees may generate millions of dollars in sales. Consequently, the number in the export statistics may grossly underestimate the true value attributable to that particular product. And yet these sales and the royalties they generate are a significant source of revenue for U.S. companies.

We again provide estimates of foreign sales and exports for the following groups of four selected core copyright industries for 2002:

- pre-recorded records, tapes and compact discs;
- motion picture films, television programming and home videos (including DVDs);
- computer software (including both business applications software and entertainment software); and
- books, newspapers and periodicals.

Chart 7 and Table A5 display estimated foreign revenue for these four selected industry groups. Revised estimates for 1998 to 2001 as well as the new 2002 numbers reveal that in 2002 many of these industries' foreign sales have actually been decreasing. For example, the 2001 revenues for the recording industry were \$8.91 billion, lower than previously estimated; its revenue dropped even more in 2002 to \$8.47 billion. Computer software foreign revenue also saw a slight decline in 2002, diminishing from \$60.74 billion in 2001 to \$59.97 billion in 2002. Following this same trend, newspapers, books, and periodicals generated only an estimated \$3.82 billion in revenue from foreign sales in 2002. The motion pictures, TV, and video segment was the only industry group that saw an increase in revenues in 2002, rising from \$14.69 billion to \$17 billion. Total foreign sales revenue for these industries grew by only 1.1% from 2001 to 2002—a dramatic decline from 1999 where growth was at 14.5% from 1998. Piracy and bad economic conditions drastically affected the foreign sales revenue for these selected core copyright industries in 2002.

The outlook for 2004 and forward, however, appears to be positive. Several reports indicate revenue increases for these industries. The Motion Picture Association of America (MPAA) estimates 2003 foreign sales revenue for all media to be \$19 billion. Furthermore, with the increase in legitimate digital music sales, 2004 and onward have been cited to be positive for the recorded music industry. Nielson SoundScan estimates that U.S. album sales for the first half of 2004 grew 6.9%. PricewaterhouseCoopers in its *Global Entertainment and Media Outlook: 2004-2008* also predicts for 2004-2008 a 2% compound annual growth rate for the recorded music segment. This is a vastly different picture from the continuing decline beginning in 1999 that has been adversely impacting the recorded music industry. In software, the International Data Corporation foresees the software industry will grow 3-4% in 2004 after a decline in 2003.

Overall, these industries' foreign sales revenue decreased in 2002, but as these losses are only

Chart 7: Estimated Revenues Generated by Foreign Sales/Exports of Selected U.S. Core Copyright Industries
 (in billions of dollars)



transitory, these industries are expected to rebound in 2004 and in the future. Legal enforcement against piracy and the growth of digital delivery of legitimate copyrighted materials will be two of the main drivers of this turnaround.

In summary, it is striking to see that all four industry groups combined have grown from \$36.19 billion in 1991 to \$89.26 billion in 2002, an average annual increase of 9.45% from 1991 to 2002.

VI. CONCLUSION

The U.S. copyright industries have consistently outperformed the rest of the U.S. economy, in terms of contribution to gross domestic product and employment levels, and have played an increasingly prominent role in the growth of U.S. exports. Our 2004 report reflects two changes from prior reports: (a) data from the new industry classification system in North America, which is generated and used by U.S. government agencies, and (b) new standards and recommendations propounded by the World Intellectual Property Organization for developing economic and statistical standards to measure the impact of domestic copyright industries on their domestic economies.

Value added in these industries continues to represent a large portion of the U.S. economy. In 2002, the core copyright industries reached \$626.2 billion, or 6% of the entire U.S. economy. The total copyright industries extended its reach as well, amounting to 12% of the U.S. economy, or \$1.254 trillion in GDP.

The same positive picture applies with regard to employment, with the core copyright industries accounting for 5.48 million workers or 4.02% of the U.S. workforce in 2002. That same year, the total copyright industries employed 11.47 million

workers, or 8.41% of the total employment in the U.S. The core copyright industries continue to grow far faster than the economy as a whole, adding workers at an annual rate of 1.33%, exceeding the annual employment rated by the economy as a whole (1.05%) by 27%. This positive news remains strong despite the fact that 2002 was a tough year for the entire U.S. economy, including now more broadly defined total copyright industries.

Finally, while the U.S. continues to experience large and growing trade deficits, the copyright industries continue to thrive in overseas sales and exports. The four sectors within the core copyright industries alone accounted for nearly \$89.26 billion in foreign sales and exports in 2002. Even with piracy and bad economic conditions, total estimated foreign sales revenues still grew in 2002, increasing by 1.1% from 2001.

These consistent positive trends in value added, employment levels, and foreign sales and exports solidify the status of the copyright industries as a key industry leading U.S. economic growth. As new technologies support the development of new distribution methods for legitimate copyrighted products, the U.S. copyright-based industries represented in the International Intellectual Property Alliance are optimistic that economic growth, combined with strong laws and effective enforcement, will continue to pave the way for economic growth in both the U.S. and global markets.

APPENDIX A: TABLES OF STATISTICS

Table A1: Value Added Growth—Conversion to NAICS Only (billions of dollars)

	1997	2001	2002
Core Copyright Value Added	402.1	514.9	514.4
U.S. Gross Domestic Product	8,304.3	10,100.8	10,480.8
Core Copyright Share of U.S.	4.84%	5.10%	4.91%
Real Annual Growth Rate		1997-2001	1997-2002
Core Copyright Value Added		3.79%	2.68%
U.S. Gross Domestic Product		2.47%	2.40%
	1997	2001	2002
Total Copyright Value Added	803.8	962.7	1,005.6
U.S. Gross Domestic Product	8,304.3	10,100.8	10,480.8
Total Copyright Share of U.S.	9.68%	9.53%	9.59%
Real Annual Growth Rate		1997-2001	1997-2002
Total Copyright Value Added		2.07%	2.22%
U.S. Gross Domestic Product		2.47%	2.40%

Table A2: Value Added Growth—Conversion to NAICS Plus ISIC (billions of dollars)

	1997	2001	2002
Core Copyright Value Added	470.3	595.0	626.2
U.S. Gross Domestic Product	8,304.3	10,100.8	10,480.8
Core Copyright Share of U.S.	5.66%	5.89%	5.98%
Real Annual Growth Rate		1997-2001	1997-2002
Core Copyright Value Added		3.48%	3.51%
U.S. Gross Domestic Product		2.47%	2.40%
	1997	2001	2002
Total Copyright Value Added	1,064.6	1,206.9	1,254.0
U.S. Gross Domestic Product	8,304.3	10,100.8	10,480.8
Total Copyright Share of U.S.	12.82%	11.95%	11.97%
Real Annual Growth Rate		1997-2001	1997-2002
Total Copyright Value Added		0.68%	1.00%
U.S. Gross Domestic Product		2.47%	2.40%

Table A3: Employment Growth—Conversion to NAICS Only (thousands)

	1997	2001	2002
Core Copyright Employment	3,960.1	4,595.9	4,335.9
Total U.S. Employment	129,558.0	136,933.0	136,485.0
Core Copyright Share of U.S.	3.06%	3.36%	3.18%
Real Annual Growth Rate		1997-2001	1997-2002
Core Copyright Employment		3.79%	1.83%
Total U.S. Employment		1.39%	1.05%
	1997	2001	2002
Total Copyright Employment	9,633.9	10,531.8	9,957.0
Total U.S. Employment	129,558.0	136,933.0	136,485.0
Total Copyright Share of U.S.	7.44%	7.69%	7.30%
Real Annual Growth Rate		1997-2001	1997-2002
Total Copyright Employment		2.25%	0.66%
Total U.S. Employment		1.39%	1.05%

Table A4: Employment Growth—Conversion To NAICS Plus ISIC (thousands)

	1997	2001	2002
Core Copyright Employment	5,133.6	5,821.7	5,483.8
Total U.S. Employment	129,558.0	136,933.0	136,485.0
Core Copyright Share of U.S.	3.96%	4.25%	4.02%
Real Annual Growth Rate		1997-2001	1997-2002
Core Copyright Employment		3.19%	1.33%
Total U.S. Employment		1.39%	1.05%
	1997	2001	2002
Total Copyright Employment	11,282.9	12,198.7	11,475.9
Total U.S. Employment	129,558.0	136,933.0	136,485.0
Total Copyright Share of U.S.	8.71%	8.91%	8.41%
Real Annual Growth Rate		1997-2001	1997-2002
Total Copyright Employment		1.97%	0.34%
Total U.S. Employment		1.39%	1.05%

Table A5: 1991–2002 Estimated Revenues Generated by Foreign Sales/Exports of Selected U.S. Core Copyright Industries (billions of dollars)

Industry	1991	1992	1993	1994	1995	1996	REVISSED	REVISSED	REVISSED	REVISSED	REVISSED	REVISSED	REVISSED	REVISSED	REVISSED	Average Annual % Change (1991-2001)	Average Annual % Change (1991-2002)
	estimate	estimate	estimate	estimate	estimate	estimate	estimate	estimate	estimate	estimate	estimate	estimate	estimate	estimate	estimate		
Pre-Recorded Records, Tapes, Etc.	\$6.15	\$6.58	\$7.44	\$8.74	\$9.76	\$9.83	\$10.01	\$9.90	\$10.27	\$9.76	\$8.91	\$8.47				3.78%	3.24%
Motion Pictures, TV, Video	\$7.02	\$7.05	\$8.36	\$9.34	\$10.24	\$11.58	\$12.34	\$12.93	\$13.70	\$14.50	\$14.69	\$17.00				7.67%	9.25%
Computer Software (including business applications and entertainment software)	\$19.65	\$21.94	\$24.32	\$26.44	\$29.14	\$34.81	\$40.28	\$41.87	\$50.65	\$56.88	\$60.74	\$59.97				11.94%	11.80%
Newspapers, Books, Periodicals	\$3.36	\$3.62	\$3.67	\$3.79	\$3.97	\$3.96	\$4.22	\$4.12	\$4.15	\$4.21	\$3.93	\$3.82				1.56%	1.28%
Total for Selected Industries	\$36.19	\$39.19	\$43.78	\$48.33	\$53.11	\$60.18	\$66.85	\$68.82	\$78.77	\$85.34	\$88.28	\$89.26				9.33%	9.45%

Sources:
 U.S. Department of Commerce, *U.S. Industry & Trade Outlook '99*
 Newspapers, Books, Periodicals; U.S. Dept. of Commerce, the U.S. Treasury and the U.S. International Trade Commission
 International Federation for the Phonographic Industry (IFPI)
 Motion Picture Association of America (MPAA)
 Computer Software: IDC.

Table A6: Comparison of the Employment of the Copyright Industries and Manufacturing Industries in the U.S. Economy in 2001 and 2002 (in thousands, NAICS conversion only)

	2001	2002
COPYRIGHT INDUSTRY*		
Core	4,596	4,336
Total	10,532	9,957
NON-COPYRIGHT MANUFACTURING INDUSTRIES**		
Transportation equipment	1,928	1,819
Fabricated metal products	1,674	1,546
Food manufacturing	1,538	1,512
Machinery	1,299	1,168
Plastics and rubber products	895	846
Chemicals	726	703
Furniture and related products	639	601
Wood Products	573	554
Primary metals	571	509
Electrical equipment and appliances	552	493
Nonmetallic mineral products	540	511
Apparel	424	358
Paper and paper products	410	389
Beverage and tobacco products	209	207
Textile product mills	204	193
Petroleum and coal products	121	118
Leather and allied products	58	50

* For consistency, NAICS standards were used for copyright employment instead of ISIC.

** Employment for these sectors excludes portions of those industries counted as part of copyright industries.

Source: Employment data is the Annual Average of Non-seasonally Adjusted National Employment for the industries determined by the NAICS system, as reported by the Bureau of Labor Statistics.

APPENDIX B: WIPO & THE ISIC CODE

One of the two new measures used in this *Copyright Industries in the U.S. Economy: The 2004 Report* is the standards put forth by the World Intellectual Property Organization. WIPO is an agency of the United Nations created to promote and protect intellectual property rights. WIPO grew out of the United International Bureaux for the Protection of Intellectual Property (BIRPI). After many structural and administrative changes, in 1974 it became part of the United Nations umbrella of organizations. Now with 180 member states, WIPO constantly seeks new methods to ensure that intellectual property rights are protected.

In 2003, WIPO published its *Guide on Surveying the Economic Contribution of the Copyright-Based Industries*. This guide is meant to provide an international standard of how to measure the contribution of “copyrights” in economic terms. The international standard not only helps countries calculate the economic impact of their copyright industries, but also allows for the determination of the economic effect of copyrights across countries. The *Guide* has three purposes:

- To summarize the existing experience in surveying the copyright and related rights-based industries;
- To develop a practical instrument in the form of guidelines, recommendations and survey methods to be considered and applied when undertaking future surveys with regard to the size and economic contribution of a nation’s creative and information sector; and
- To establish a basis for comparison of future

surveys built on reliable data and common methodologies.⁸

The *Guide* also classifies copyright industries by the International Standard Industrial Classification (ISIC) code. In comparison to the North American Industry Classification System (NAICS) used by the United States government, the ISIC creates broader categories, labeling more industries as part of the copyright sector.

WIPO has created new groupings that are different from the classification system put forth in previous IIPA reports and in the NAICS calculations. Instead of categorizing the copyright industries into core, partial, distribution, and copyright related, WIPO renamed these groups as core, partial, interdependent, and non-dedicated support. The table in this Appendix gives a broad overview of WIPO’s classification method.

In the core copyright section, WIPO includes book stores, news dealers and newsstands, and commercial photography, which are not listed in the NAICS core category. Furthermore, for the non-dedicated support industries, WIPO adds in telecommunications, which were also excluded in our previous studies. The partial and interdependent categories contain changes as well. Expanding from the NAICS conversions in the partial category, some changes are that WIPO adds knitted and crocheted fabrics, carpets and rugs, and footwear. Moreover, the manufacture of optical and photographic equipment exists in WIPO’s interdependent category but not in the NAICS conversions. These are just a few of the differences that can be found in converting from NAICS to the WIPO (ISIC) system.

⁸ See WIPO, *Guide on Surveying the Economic Contribution of the Copyright-Based Industries*, 2003, at page 7. This guide (WIPO publication number 893) can be purchased at WIPO’s online bookstore, see http://www.wipo.int/ebookshop?lang=eng&cmd=display_pub&cat_id=1198&cart_id=362965-3906250.

Appendix B: WIPO List of the Copyright-Based Industries

[See Annex 1 in the WIPO *Guide on Surveying the Economic Contribution of the Copyright-Based Industries*]

COPYRIGHT INDUSTRY	DEFINITION	MAIN GROUPS OF INDUSTRIES	SUBGROUPS
Core Copyright	The core copyright industries are industries that are wholly engaged in creation, production and manufacturing, performance, broadcast, communication and exhibition, or distribution and sales of works and other protected subject matter.	Press and Literature	Authors, writers, translators; Newspapers; News and feature agencies; Magazines/periodicals; Book publishing; Cards and maps, directories and other published material; Pre-press, printing, and post-press of books, magazines, newspapers; Advertising materials; Wholesale and retail of press and literature (book stores, newsstands, etc.); Libraries
		Music, Theatrical Productions, Operas	Composers, lyricists, arrangers, choreographers, directors, performers and other personnel; Printing and publishing of music; Production/manufacturing of recorded music; Wholesale and retail of recorded music (sale and rental); Artistic and literary creation and interpretation; Performances and allied agencies (bookings, ticket agencies, etc.)
		Motion Picture and Video	Writers, directors, actors etc.; Motion picture and video production and distribution; Motion picture exhibition; Video rentals and sales, video on demand; Allied services
		Radio and Television	National radio and television broadcasting companies; Other radio and television broadcasters; Independent producers; Cable television (systems and channels); Satellite television; Allied services
		Photography	Studios and commercial photography; Photo agencies and libraries
		Software and Databases	Programming, development and design, manufacturing; Wholesale and retail prepackaged software (business programs, video games, educational programs etc.); Database processing and publishing
		Visual and Graphic Arts	Artists; Art galleries, other wholesale and retail; Picture framing and other allied services; Graphic design
		Advertising services	Agencies, buying services
		Copyright Collecting Societies	
		Interdependent Industries	Interdependent copyright industries are industries that are engaged in production, manufacture and sale of equipment whose function is wholly or primarily to facilitate the creation, production or use of works and other protected subject matter.
Computers and Equipment	Manufacture; Wholesale and retail (sales and rental)		
Musical Instruments	Manufacture; Wholesale and retail (sales and rental)		
Photographic and Cinematographic Instruments	Manufacture; Wholesale and retail (sales and rental)		
Photocopiers	Manufacture; Wholesale and retail (sales and rental)		
Blank Recording Material	Manufacture; Wholesale and retail		
Paper	Manufacture; Wholesale and retail		
Partial Copyright Industries	The partial copyright industries are industries in which a portion of the activities is related to works and other protected subject matter and may involve creation, production and manufacturing, performance, broadcast, communication and exhibition or distribution and sales.		
		Non-dedicated Support Industries	The non-dedicated support industries are industries in which a portion of the activities is related to facilitating broadcast, communication, distribution or sales of works and other protected subject matter, and whose activities have not been included in the core copyright industries.

APPENDIX C:

Detailed List of NAICS and ISIC Industries by ISIC Summary Categories

In NAICS Calc	ISIC	ISIC Description	2002 NAICS	NAICS Description	In NAICS Calc	ISIC	ISIC Description	2002 NAICS	NAICS Description
CORE COPYRIGHT INDUSTRIES									
x	2211	Publishing of books, brochures and other publications	511130	Book Publishers	x	9213	Radio and television activities	512290	Other Sound Recording Industries
x	2211	Publishing of books, brochures and other publications	511140	Directory and Mailing List Publishers	x	9213	Radio and television activities	515111	Radio Networks
x	2211	Publishing of books, brochures and other publications	511199	All Other Publishers	x	9213	Radio and television activities	515112	Radio Stations
x	2212	Publishing of newspapers, journals, and periodicals	511110	Newspaper Publishers	x	9213	Radio and television activities	515120	Television Broadcasting
x	2212	Publishing of newspapers, journals, and periodicals	511120	Periodical Publishers	x	9213	Radio and television activities	515210	Cable and Other Subscription Programming
x	2213	Publishing of music	512210	Record Production	x	9214	Dramatic arts, music and other arts activities	561599	All Other Travel Arrangement and Reservation Services
x	2213	Publishing of music	512230	Music Publishers	x	9214	Dramatic arts, music and other arts activities	711110	Theater Companies and Dinner Theaters
x	2219	Other publishing	511120	Periodical Publishers	x	9214	Dramatic arts, music and other arts activities	711120	Dance Companies
x	2219	Other publishing	511191	Greeting Card Publishers	x	9214	Activities by authors, music composers, and other independent artists n.e.c.	711130	Musical Groups and Artists
x	2219	Other publishing	511199	All Other Publishers	x	9214	Dramatic arts, music and other arts activities	711190	Other Performing Arts Companies
x	2221	Printing	323110	Commercial Lithographic Printing	x	9214	Dramatic arts, music and other arts activities	711310	Promoters of Performing Arts, Sports, and Similar Events with Facilities
x	2221	Printing	323111	Commercial Gravure Printing	x	9214	Dramatic arts, music and other arts activities	711320	Promoters of Performing Arts, Sports, and Similar Events without Facilities
x	2221	Printing	323112	Commercial Flexographic Printing	x	9214	Dramatic arts, music and other arts activities	711510	Independent Artists, Writers, and Performers
x	2221	Printing	323113	Commercial Screen Printing	x	9219	Other entertainment activities n.e.c.	561599	All Other Travel Arrangement and Reservation Services
x	2221	Printing	323117	Books Printing	x	9219	Other entertainment activities n.e.c.	711110	Theater Companies and Dinner Theaters
x	2221	Printing	323118	Blankbook, Looseleaf Binders, and Devices Manufacturing	x	9219	Other entertainment activities n.e.c.	711190	Other Performing Arts Companies
x	2221	Printing	323119	Other Commercial Printing	x	9219	Other entertainment activities n.e.c.	711310	Promoters of Performing Arts, Sports, and Similar Events with Facilities
x	2222	Services Activities related to printing	323118	Blankbook, Looseleaf Binders, and Devices Manufacturing	x	9219	Other entertainment activities n.e.c.	711320	Promoters of Performing Arts, Sports, and Similar Events without Facilities
x	2222	Services Activities related to printing	323121	Tradebinding and Related Work	x	9220	News agency activities	519110	News Syndicates
x	2222	Services Activities related to printing	323122	Prepress Services	x	9220	News agency activities	711510	Independent Artists, Writers, and Performers
x	2230	Reproduction of recorded media	334611	Software Reproducing	x	9231	Library and archives activities	512199	Other Motion Picture and Video Industries
x	2230	Reproduction of recorded media	334612	Prerecorded Compact Disc (except Software), Tape, and Record Reproducing	x	9231	Library and archives activities	519190	All Other Information Services

In NAICS Calc	ISIC	ISIC Description	2002 NAICS	NAICS Description	In NAICS Calc	ISIC	ISIC Description	2002 NAICS	NAICS Description
x	5139	Wholesale of other household goods	423990	Other Miscellaneous Durable Goods Merchant Wholesalers	x	9249	Other recreational activities	561310	Employment Placement Agencies
x	6420	Telecommunications	515111	Radio Networks	x	9249	Other recreational activities	711320	Promoters of Performing Arts, Sports, and Similar Events without Facilities
x	6420	Telecommunications	515112	Radio Stations	x	2211	Publishing of books, brochures and other publications	339999	All Other Miscellaneous Manufacturing
x	6420	Telecommunications	515120	Television Broadcasting		2213	Publishing of music	512220	Integrated Record Production/Distribution
x	6420	Telecommunications	515210	Cable and Other Subscription Programming	x	2221	Printing	323114	Quick Printing
x	6420	Telecommunications	517510	Cable and Other Program Distribution	x	2221	Printing	323115	Digital Printing
x	7130	Renting of personal and household goods n.e.c.	532230	Video Tape and Disc Rental	x	2221	Printing	323116	Manifold Business Forms Printing
x	7221	Software publishing	511210	Software Publishers		2221	Printing	339950	Sign Manufacturing
x	7229	Other software consultancy and supply	541511	Custom Computer Programming Services	x	5139	Wholesale of other household goods	424920	Book, Periodical, and Newspaper Merchant Wholesalers
x	7229	Other software consultancy and supply	541512	Computer Systems Design Services	x	5151	Wholesale of computers, computer peripheral equipment and software	423430	Computer and Computer Peripheral Equipment and Software Merchant Wholesalers
x	7230	Data processing	518210	Data Processing, Hosting, and Related Services	x	5233	Retail sale of household appliances, articles and equipment	451220	Prerecorded Tape, Compact Disc, and Record Stores
x	7230	Data processing	541513	Computer Facilities Management Services	x	5239	Other retail sale in specialized stores	451211	Book Stores
x	7240	Database activities and on-line distribution of electronic content	511140	Directory and Mailing List Publishers	x	5239	Other retail sale in specialized stores	451212	News Dealers and Newsstands
x	7430	Advertising	541810	Advertising Agencies	x	7494	Photographic activities	541921	Photography Studios, Portrait
x	7430	Advertising	541830	Media Buying Agencies	x	7494	Photographic activities	541922	Commercial Photography
x	7430	Advertising	541840	Media Representatives	x	7494	Photographic activities	812921	Photofinishing Laboratories (except One-Hour)
x	7430	Advertising	541850	Display Advertising	x	7494	Photographic activities	812922	One-Hour Photofinishing
x	7430	Advertising	541860	Direct Mail Advertising	x	7499	Other business activities, n.e.c. (for translation and interpretation)	323114	Quick Printing
x	7430	Advertising	541870	Advertising Material Distribution Services	x	7499	Other business activities, n.e.c. (for translation and interpretation)	541430	Graphic Design Services
x	7430	Advertising	541890	Other Services Related to Advertising	x	7499	Other business activities, n.e.c. (for translation and interpretation)	541490	Other Specialized Design Services
x	7494	Photographic activities	518210	Data Processing, Hosting, and Related Services	x	7499	Other business activities, n.e.c. (for translation and interpretation)	541930	Translation and Interpretation Services
x	7499	Other business activities, n.e.c. (for translation and interpretation)	512230	Music Publishers	x	7499	Other business activities, n.e.c. (for translation and interpretation)	561410	Document Preparation Services
x	7499	Other business activities, n.e.c. (for translation and interpretation)	519190	All Other Information Services	x	7499	Other business activities, n.e.c. (for translation and interpretation)	561431	Private Mail Centers
x	7499	Other business activities, n.e.c. (for translation and interpretation)	711510	Independent Artists, Writers, and Performers	x	7499	Other business activities, n.e.c. (for translation and interpretation)	561439	Other Business Service Centers (including Copy Shops)

In NAICS Calc	ISIC	ISIC Description	2002 NAICS	NAICS Description	In NAICS Calc	ISIC	ISIC Description	2002 NAICS	NAICS Description
x	9211	Motion picture and video production and distribution	512110	Motion Picture and Video Production	x	7499	Other business activities, n.e.c. (for translation and interpretation)	561499	All Other Business Support Services
x	9211	Motion picture and video production and distribution	512120	Motion Picture and Video Distribution	x	7499	Other business activities, n.e.c. (for translation and interpretation)	561920	Convention and Trade Show Organizers
x	9211	Motion picture and video production and distribution	512191	Teleproduction and Other Postproduction Services		7499	Other business activities, n.e.c. (for translation and interpretation)	711410	Agents and Managers for Artists, Athletes, Entertainers, and Other Public Figures
x	9211	Motion picture and video production and distribution	512199	Other Motion Picture and Video Industries		9112	Activities of professional organizations	813920	Professional Organizations
x	9211	Motion picture and video production and distribution	512240	Sound Recording Studios	x	9219	Other entertainment activities n.e.c.	611610	Fine Arts Schools
x	9211	Motion picture and video production and distribution	512290	Other Sound Recording Industries	x	9219	Other entertainment activities n.e.c.	713110	Amusement and Theme Parks
x	9212	Motion picture projection	512131	Motion Picture Theaters (except Drive-Ins)	x	9219	Other entertainment activities n.e.c.	713990	All Other Amusement and Recreation Industries
x	9212	Motion picture projection	512132	Drive-In Motion Picture Theaters	x	9231	Library and archives activities	519120	Libraries and Archives
x	9213	Radio and television activities	512110	Motion Picture and Video Production	x	9249	Other recreational activities	713120	Amusement Arcades
					x	9249	Other recreational activities	713990	All Other Amusement and Recreation Industries
INTERDEPENDENT COPYRIGHT INDUSTRIES									
	2101	Manufacture of pulp, paper, and paperboard	322110	Pulp Mills		3320	Manufacture of optical instruments and photographic equipment	335921	Fiber Optic Cable Manufacturing
	2101	Manufacture of pulp, paper, and paperboard	322121	Paper (except Newsprint) Mills		3320	Manufacture of optical instruments and photographic equipment	339115	Ophthalmic Goods Manufacturing
	2101	Manufacture of pulp, paper, and paperboard	322122	Newsprint Mills	x	3320	Manufacture of optical instruments and photographic equipment	811219	Other Electronic and Precision Equipment Repair and Maintenance
	2101	Manufacture of pulp, paper, and paperboard	322130	Paperboard Mills	x	3692	Manufacturer of musical instruments	339992	Musical Instrument Manufacturing
	2101	Manufacture of pulp, paper, and paperboard	322221	Coated and Laminated Packaging Paper and Plastics Film Manufacturing	x	5139	Wholesale of other household goods	423410	Photographic Equipment and Supplies Merchant Wholesalers
	2101	Manufacture of pulp, paper, and paperboard	322222	Coated and Laminated Paper Manufacturing	x	5139	Wholesale of other household goods	423610	Electrical Apparatus and Equipment, Wiring Supplies, and Related Equipment Merchant Wholesalers
	2101	Manufacture of pulp, paper, and paperboard	322226	Surface-Coated Paperboard Manufacturing	x	5139	Wholesale of other household goods	423620	Electrical and Electronic Appliance, Television, and Radio Set Merchant Wholesalers
	2101	Manufacture of pulp, paper, and paperboard	322299	All Other Converted Paper Product Manufacturing	x	5149	Wholesale of other intermediate products, waste, and scrap	423930	Recyclable Material Merchant Wholesalers
	2101	Manufacture of pulp, paper, and paperboard	339944	Carbon Paper and Inked Ribbon Manufacturing	x	5149	Wholesale of other intermediate products, waste, and scrap	424110	Printing and Writing Paper Wholesalers
	2429	Manufacture of other chemical products n.e.c.	311942	Spice and Extract Manufacturing	x	5149	Wholesale of other intermediate products, waste, and scrap	424490	Other Grocery and Related Products Merchant Wholesalers
	2429	Manufacture of other chemical products n.e.c.	325199	All Other Basic Organic Chemical Manufacturing	x	5151	Wholesale of computers, computer peripheral equipment and software	423430	Computer and Computer Peripheral Equipment and Software Merchant Wholesalers

In NAICS Calc	ISIC	ISIC Description	2002 NAICS	NAICS Description	In NAICS Calc	ISIC	ISIC Description	2002 NAICS	NAICS Description
	2429	Manufacture of other chemical products n.e.c.	325413	In-Vitro Diagnostic Substance Manufacturing	x	5152	Wholesale of electronic and telecommunication s parts and equipment	423690	Other Electronic Parts and Equipment Merchant Wholesalers
	2429	Manufacture of other chemical products n.e.c.	325520	Adhesive Manufacturing	x	5159	Wholesale of other machinery, equipment, and supplies	423120	Motor Vehicle Supplies and New Parts Merchant Wholesalers
	2429	Manufacture of other chemical products n.e.c.	325612	Polish and Other Sanitation Good Manufacturing	x	5159	Wholesale of other machinery, equipment, and supplies	423210	Furniture Merchant Wholesalers
	2429	Manufacture of other chemical products n.e.c.	325613	Surface Active Agent Manufacturing	x	5159	Wholesale of other machinery, equipment, and supplies	423410	Photographic Equipment and Supplies Merchant Wholesalers
	2429	Manufacture of other chemical products n.e.c.	325920	Explosives Manufacturing	x	5159	Wholesale of other machinery, equipment, and supplies	423420	Office Equipment Merchant Wholesalers
	2429	Manufacture of other chemical products n.e.c.	325992	Photographic Film, Paper, Plate, and Chemical Manufacturing	x	5159	Wholesale of other machinery, equipment, and supplies	423440	Other Commercial Equipment Merchant Wholesalers
	2429	Manufacture of other chemical products n.e.c.	325998	All Other Miscellaneous Chemical Product and Preparation Manufacturing	x	5159	Wholesale of other machinery, equipment, and supplies	423450	Medical, Dental, and Hospital Equipment and Supplies Merchant Wholesalers
	2429	Manufacture of other chemical products n.e.c.	332992	Small Arms Ammunition Manufacturing	x	5159	Wholesale of other machinery, equipment, and supplies	423490	Other Professional Equipment and Supplies Merchant Wholesalers
	2429	Manufacture of other chemical products n.e.c.	332993	Ammunition (except Small Arms) Manufacturing	x	5159	Wholesale of other machinery, equipment, and supplies	423610	Electrical Apparatus and Equipment, Wiring Supplies, and Related Equipment Merchant Wholesalers
	2429	Manufacture of other chemical products n.e.c.	334413	Semiconductor and Related Device Manufacturing	x	5159	Wholesale of other machinery, equipment, and supplies	423690	Other Electronic Parts and Equipment Merchant Wholesalers
x	2429	Manufacture of other chemical products n.e.c.	334613	Magnetic and Optical Recording Media Manufacturing	x	5159	Wholesale of other machinery, equipment, and supplies	423720	Plumbing and Heating Equipment and Supplies (Hydronics) Merchant Wholesalers
	3000	Manufacture of office, accounting, and computing machinery	325992	Photographic Film, Paper, Plate, and Chemical Manufacturing	x	5159	Wholesale of other machinery, equipment, and supplies	423730	Warm Air Heating and Air-Conditioning Equipment and Supplies Merchant Wholesalers
	3000	Manufacture of office, accounting, and computing machinery	333313	Office Machinery Manufacturing	x	5159	Wholesale of other machinery, equipment, and supplies	423740	Refrigeration Equipment and Supplies Merchant Wholesalers
	3000	Manufacture of office, accounting, and computing machinery	333315	Photographic and Photocopying Equipment Manufacturing	x	5159	Wholesale of other machinery, equipment, and supplies	423810	Construction and Mining (except Oil Well) Machinery and Equipment Merchant Wholesalers
x	3000	Manufacture of office, accounting, and computing machinery	334111	Electronic Computer Manufacturing	x	5159	Wholesale of other machinery, equipment, and supplies	423820	Farm and Garden Machinery and Equipment Merchant Wholesalers
x	3000	Manufacture of office, accounting, and computing machinery	334112	Computer Storage Device Manufacturing	x	5159	Wholesale of other machinery, equipment, and supplies	423830	Industrial Machinery and Equipment Merchant Wholesalers
x	3000	Manufacture of office, accounting, and computing machinery	334113	Computer Terminal Manufacturing	x	5159	Wholesale of other machinery, equipment, and supplies	423840	Industrial Supplies Merchant Wholesalers
x	3000	Manufacture of office, accounting, and computing machinery	334119	Other Computer Peripheral Equipment Manufacturing	x	5159	Wholesale of other machinery, equipment, and supplies	423850	Service Establishment Equipment and Supplies Merchant Wholesalers

In NAICS Calc	ISIC	ISIC Description	2002 NAICS	NAICS Description	In NAICS Calc	ISIC	ISIC Description	2002 NAICS	NAICS Description
x	3000	Manufacture of office, accounting, and computing machinery	334418	Printed Circuit Assembly (Electronic Assembly) Manufacturing	x	5159	Wholesale of other machinery, equipment, and supplies	423860	Transportation Equipment and Supplies (except Motor Vehicle) Merchant Wholesalers
	3000	Manufacture of office, accounting, and computing machinery	339942	Lead Pencil and Art Good Manufacturing	x	5159	Wholesale of other machinery, equipment, and supplies	423910	Sporting and Recreational Goods and Supplies Merchant Wholesalers
x	3000	Manufacture of office, accounting, and computing machinery	811212	Computer and Office Machine Repair and Maintenance	x	5159	Wholesale of other machinery, equipment, and supplies	423990	Other Miscellaneous Durable Goods Merchant Wholesalers
	3230	Manufacture of television and radio receivers, sound or video recording or reproducing apparatus, and associated goods.	333313	Office Machinery Manufacturing	x	5233	Retail sale of household appliances, articles and equipment	443112	Radio, Television, and Other Electronics Stores
	3230	Manufacture of television and radio receivers, sound or video recording or reproducing apparatus, and associated goods.	334210	Telephone Apparatus Manufacturing	x	5233	Retail sale of household appliances, articles and equipment	451140	Musical Instrument and Supplies Stores
	3230	Manufacture of television and radio receivers, sound or video recording or reproducing apparatus, and associated goods.	334220	Radio and Television Broadcasting and Wireless Communications Equipment Manufacturing	x	5233	Retail sale of household appliances, articles and equipment	453998	All Other Miscellaneous Store Retailers (except Tobacco Stores)
	3230	Manufacture of television and radio receivers, sound or video recording or reproducing apparatus, and associated goods.	334290	Other Communications Equipment Manufacturing	x	5239	Other retail sales in specialized stores	443130	Camera and Photographic Supplies Stores
x	3230	Manufacture of television and radio receivers, sound or video recording or reproducing apparatus, and associated goods.	334310	Audio and Video Equipment Manufacturing	x	5239	Other retail sales in specialized stores	453210	Office Supplies and Stationery Stores
	3230	Manufacture of television and radio receivers, sound or video recording or reproducing apparatus, and associated goods.	334419	Other Electronic Component Manufacturing	x	7123	Renting of office machinery and equipment (including computers)	532420	Office Machinery and Equipment Rental and Leasing
x	3230	Manufacture of television and radio receivers, sound or video recording or reproducing apparatus, and associated goods.	811213	Communication Equipment Repair and Maintenance	x	7129	Renting of other machinery and equipment, n.e.c.	532310	General Rental Centers
	3230	Manufacture of television and radio receivers, sound or video recording or reproducing apparatus, and associated goods.	811310	Commercial and Industrial Machinery and Equipment (except Automotive and Electronic) Repair and Maintenance	x	7129	Renting of other machinery and equipment, n.e.c.	532412	Construction, Mining, and Forestry Machinery and Equipment Rental and Leasing
	3320	Manufacture of optical instruments and photographic equipment	333295	Semiconductor Machinery Manufacturing	x	7129	Renting of other machinery and equipment, n.e.c.	532490	Other Commercial and Industrial Machinery and Equipment Rental and Leasing
	3320	Manufacture of optical instruments and photographic equipment	333314	Optical Instrument and Lens Manufacturing	x	7130	Renting of personal and household goods, n.e.c.	532210	Consumer Electronics and Appliances Rental
	3320	Manufacture of optical instruments and photographic equipment	333315	Photographic and Photocopying Equipment Manufacturing	x	7130	Renting of personal and household goods, n.e.c.	532292	Recreational Goods Rental
PARTIAL COPYRIGHT INDUSTRIES									
	173	Manufacture of knitted and crocheted fabrics and articles	313241	Weft Knit Fabric Mills		2899	Manufacture of other fabricated metal products n.e.c.	332612	Spring (Light Gauge) Manufacturing
	173	Manufacture of knitted and crocheted fabrics and articles	313249	Other Knit Fabric and Lace Mills		2899	Manufacture of other fabricated metal products n.e.c.	332618	Other Fabricated Wire Product Manufacturing
	173	Manufacture of knitted and crocheted fabrics and articles	315119	Other Hosiery and Sock Mills		2899	Manufacture of other fabricated metal products n.e.c.	332722	Bolt, Nut, Screw, Rivet, and Washer Manufacturing

In NAICS Calc	ISIC	ISIC Description	2002 NAICS	NAICS Description	In NAICS Calc	ISIC	ISIC Description	2002 NAICS	NAICS Description
	173	Manufacture of knitted and crocheted fabrics and articles	315191	Outerwear Knitting Mills		2899	Manufacture of other fabricated metal products n.e.c.	332911	Industrial Valve Manufacturing
	173	Manufacture of knitted and crocheted fabrics and articles	315192	Underwear and Nightwear Knitting Mills		2899	Manufacture of other fabricated metal products n.e.c.	332998	Enameled Iron and Metal Sanitary Ware Manufacturing
x	1721	Manufacture of made-up textile articles	314121	Curtain and Drapery Mills		2899	Manufacture of other fabricated metal products n.e.c.	332999	All Other Miscellaneous Fabricated Metal Product Manufacturing
x	1721	Manufacture of made-up textile articles	314129	Other Household Textile Product Mills		2899	Manufacture of other fabricated metal products n.e.c.	333992	Welding and Soldering Equipment Manufacturing
x	1721	Manufacture of made-up textile articles	314911	Textile Bag Mills		2899	Manufacture of other fabricated metal products n.e.c.	333999	All Other Miscellaneous General Purpose Machinery Manufacturing
x	1721	Manufacture of made-up textile articles	314912	Canvas and Related Product Mills		2899	Manufacture of other fabricated metal products n.e.c.	337920	Blind and Shade Manufacturing
	1721	Manufacture of made-up textile articles	314999	All Other Miscellaneous Textile Product Mills		2899	Manufacture of other fabricated metal products n.e.c.	339113	Surgical Appliance and Supplies Manufacturing
	1721	Manufacture of made-up textile articles	336360	Motor Vehicle Seating and Interior Trim Manufacturing	x	2899	Manufacture of other fabricated metal products n.e.c.	339914	Costume Jewelry and Novelty Manufacturing
	1721	Manufacture of made-up textile articles	337920	Blind and Shade Manufacturing		2899	Manufacture of other fabricated metal products n.e.c.	339942	Lead Pencil and Art Good Manufacturing
	1721	Manufacture of made-up textile articles	339113	Surgical Appliance and Supplies Manufacturing		2899	Manufacture of other fabricated metal products n.e.c.	339950	Sign Manufacturing
	1721	Manufacture of made-up textile articles	811310	Commercial and Industrial Machinery and Equipment (except Automotive and Electronic) Repair and Maintenance	x	2899	Manufacture of other fabricated metal products n.e.c.	339993	Fastener, Button, Needle, and Pin Manufacturing
	1722	Manufacture of carpets and rugs	314110	Carpet and Rug Mills	x	2899	Manufacture of other fabricated metal products n.e.c.	339999	All Other Miscellaneous Manufacturing
	1721	Manufacture of carpets and rugs	314999	All Other Miscellaneous Textile Product Mills		2899	Manufacture of other fabricated metal products n.e.c.	811310	Commercial and Industrial Machinery and Equipment (except Automotive and Electronic) Repair and Maintenance
	1810	Manufacture of wearing apparel	313320	Fabric Coating Mills		3610	Manufacture of furniture	238390	Other Building Finishing Contractors
	1810	Manufacture of wearing apparel	314999	All Other Miscellaneous Textile Product Mills		3610	Manufacture of furniture	326199	All Other Plastics Product Manufacturing
x	1810	Manufacture of wearing apparel	315211	Men's and Boys' Cut and Sew Apparel Contractors		3610	Manufacture of furniture	336360	Motor Vehicle Seating and Interior Trim Manufacturing
x	1810	Manufacture of wearing apparel	315212	Women's, Girls', and Infants' Cut and Sew Apparel Contractors	x	3610	Manufacture of furniture	337110	Wood Kitchen Cabinet and Counter Top Manufacturing
x	1810	Manufacture of wearing apparel	315221	Men's and Boys' Cut and Sew Underwear and Nightwear Manufacturing	x	3610	Manufacture of furniture	337121	Upholstered Household Furniture Manufacturing
x	1810	Manufacture of wearing apparel	315222	Men's and Boys' Cut and Sew Suit, Coat, and Overcoat Manufacturing	x	3610	Manufacture of furniture	337122	Nonupholstered Wood Household Furniture Manufacturing
x	1810	Manufacture of wearing apparel	315223	Men's and Boys' Cut and Sew Shirt [except Work Shirt] Manufacturing	x	3610	Manufacture of furniture	337124	Metal Household Furniture Manufacturing
x	1810	Manufacture of wearing apparel	315224	Men's and Boys' Cut and Sew Trouser, Slack, and Jean Manufacturing	x	3610	Manufacture of furniture	337125	Household Furniture (except Wood and Metal) Manufacturing
x	1810	Manufacture of wearing apparel	315228	Men's and Boys' Cut and Sew Other Outerwear Manufacturing	x	3610	Manufacture of furniture	337129	Wood Television, Radio, and Sewing Machine Cabinet Manufacturing
x	1810	Manufacture of wearing apparel	315231	Women's and Girls' Cut and Sew Lingerie, Loungewear, and Nightwear Manufacturing		3610	Manufacture of furniture	337211	Wood Office Furniture Manufacturing

In NAICS Calc	ISIC	ISIC Description	2002 NAICS	NAICS Description	In NAICS Calc	ISIC	ISIC Description	2002 NAICS	NAICS Description
x	1810	Manufacture of wearing apparel	315232	Women's and Girls' Cut and Sew Blouse and Shirt Manufacturing		3610	Manufacture of furniture	337212	Custom Architectural Woodwork and Millwork Manufacturing
x	1810	Manufacture of wearing apparel	315233	Women's and Girls' Cut and Sew Dress Manufacturing		3610	Manufacture of furniture	337214	Office Furniture (except Wood) Manufacturing
x	1810	Manufacture of wearing apparel	315234	Women's and Girls' Cut and Sew Suit, Coat, Tailored Jacket, and Skirt Manufacturing		3610	Manufacture of furniture	337215	Showcase, Partition, Shelving, and Locker Manufacturing
x	1810	Manufacture of wearing apparel	315239	Women's and Girls' Cut and Sew Other Outerwear Manufacturing		3610	Manufacture of furniture	337910	Mattress Manufacturing
x	1810	Manufacture of wearing apparel	315291	Infants' Cut and Sew Apparel Manufacturing		3610	Manufacture of furniture	339111	Laboratory Apparatus and Furniture Manufacturing
x	1810	Manufacture of wearing apparel	315292	Fur and Leather Apparel Manufacturing		3610	Manufacture of furniture	339942	Lead Pencil and Art Good Manufacturing
x	1810	Manufacture of wearing apparel	315299	All Other Cut and Sew Apparel Manufacturing		3610	Manufacture of furniture	811420	Reupholstery and Furniture Repair
x	1810	Manufacture of wearing apparel	315991	Hat, Cap, and Millinery Manufacturing		3691	Manufacture of jewelry and related articles	327999	All Other Miscellaneous Nonmetallic Mineral Product Manufacturing
x	1810	Manufacture of wearing apparel	315992	Glove and Mitten Manufacturing	x	3691	Manufacture of jewelry and related articles	339911	Jewelry (except Costume) Manufacturing
x	1810	Manufacture of wearing apparel	315993	Men's and Boys' Neckwear Manufacturing	x	3691	Manufacture of jewelry and related articles	339912	Silverware and Hollowware Manufacturing
x	1810	Manufacture of wearing apparel	315999	Other Apparel Accessories and Other Apparel Manufacturing	x	3691	Manufacture of jewelry and related articles	339913	Jewelers' Material and Lapidary Work Manufacturing
	1810	Manufacture of wearing apparel	316999	All Other Leather Good Manufacturing (Footwear cut stock & findings pt)		3694	Manufacture of games and toys	238290	Other Building Equipment Contractors
	1810	Manufacture of wearing apparel	339113	Surgical Appliance and Supplies Manufacturing	x	3694	Manufacture of games and toys	336991	Motorcycle, Bicycle, and Parts Manufacturing
x	1810	Manufacture of wearing apparel	339999	All Other Miscellaneous Manufacturing		3694	Manufacture of games and toys	339920	Sporting and Athletic Goods Manufacturing
	1920	Manufacture of footwear	316211	Rubber and Plastics Footwear Manufacturing	x	3694	Manufacture of games and toys	339931	Doll and Stuffed Toy Manufacturing
	1920	Manufacture of footwear	316212	House Slipper Manufacturing	x	3694	Manufacture of games and toys	339932	Game, Toy, and Children's Vehicle Manufacturing
	1920	Manufacture of footwear	316213	Men's Footwear (except Athletic) Manufacturing	x	3694	Manufacture of games and toys	339999	All Other Miscellaneous Manufacturing
	1920	Manufacture of footwear	316214	Women's Footwear (except Athletic) Manufacturing		3694	Manufacture of games and toys	811490	Other Personal and Household Goods Repair and Maintenance
	1920	Manufacture of footwear	316219	Other Footwear Manufacturing	x	5131	Wholesale of textiles, clothing and footwear	423220	Home Furnishing Merchant Wholesalers
	1920	Manufacture of footwear	316999	All Other Leather Good Manufacturing (leather goods, n.e.c.)	x	5131	Wholesale of textiles, clothing and footwear	424310	Piece Goods, Notions, and Other Dry Goods Merchant Wholesalers
	1920	Manufacture of footwear	321999	All Other Miscellaneous Wood Product Manufacturing	x	5131	Wholesale of textiles, clothing and footwear	424320	Men's and Boys' Clothing and Furnishings Merchant Wholesalers
	1920	Manufacture of footwear	326199	All Other Plastics Product Manufacturing	x	5131	Wholesale of textiles, clothing and footwear	424330	Women's, Children's, and Infants' Clothing and Accessories Merchant Wholesalers
	1920	Manufacture of footwear	326299	All Other Rubber Product Manufacturing	x	5131	Wholesale of textiles, clothing and footwear	424340	Footwear Merchant Wholesalers
	2029	Manufacture of other products of wood	321920	Wood Container and Pallet Manufacturing	x	5131	Wholesale of textiles, clothing and footwear	424990	Other Miscellaneous Nondurable Goods Merchant Wholesalers
	2029	Manufacture of other products of wood	321999	All Other Miscellaneous Wood Product Manufacturing	x	5139	Wholesale of other household goods	423210	Furniture Merchant Wholesalers

In NAICS Calc	ISIC	ISIC Description	2002 NAICS	NAICS Description	In NAICS Calc	ISIC	ISIC Description	2002 NAICS	NAICS Description
	2029	Manufacture of other products of wood	324199	All Other Petroleum and Coal Products Manufacturing	x	5139	Wholesale of other household goods	423220	Home Furnishing Merchant Wholesalers
	2029	Manufacture of other products of wood	337920	Blind and Shade Manufacturing	x	5139	Wholesale of other household goods	423310	Lumber, Plywood, Millwork, and Wood Panel Merchant Wholesalers
	2029	Manufacture of other products of wood	339113	Surgical Appliance and Supplies Manufacturing	x	5139	Wholesale of other household goods	423910	Sporting and Recreational Goods and Supplies Merchant Wholesalers
	2029	Manufacture of other products of wood	339942	Lead Pencil and Art Good Manufacturing	x	5139	Wholesale of other household goods	423920	Toy and Hobby Goods and Supplies Merchant Wholesalers
	2029	Manufacture of other products of wood	339950	Sign Manufacturing	x	5139	Wholesale of other household goods	423940	Jewelry, Watch, Precious Stone, and Precious Metal Merchant Wholesalers
x	2029	Manufacture of other products of wood	339991	Gasket, Packing, and Sealing Device Manufacturing	x	5139	Wholesale of other household goods	424950	Paint, Varnish, and Supplies Merchant Wholesalers
x	2029	Manufacture of other products of wood	339999	All Other Miscellaneous Manufacturing	x	5232	Retail sale of textiles, clothing, footwear and leather goods	448110	Men's Clothing Stores
	2109	Manufacture of other articles of paper and paperboard	322121	Paper (except Newsprint) Mills	x	5232	Retail sale of textiles, clothing, footwear and leather goods	448120	Women's Clothing Stores
	2109	Manufacture of other articles of paper and paperboard	322130	Paperboard Mills	x	5232	Retail sale of textiles, clothing, footwear and leather goods	448130	Children's and Infants' Clothing Stores
	2109	Manufacture of other articles of paper and paperboard	322214	Fiber Can, Tube, Drum, and Similar Products Manufacturing	x	5232	Retail sale of textiles, clothing, footwear and leather goods	448140	Family Clothing Stores
	2109	Manufacture of other articles of paper and paperboard	322215	Nonfolding Sanitary Food Container Manufacturing	x	5232	Retail sale of textiles, clothing, footwear and leather goods	448150	Clothing Accessories Stores
	2109	Manufacture of other articles of paper and paperboard	322222	Coated and Laminated Paper Manufacturing	x	5232	Retail sale of textiles, clothing, footwear and leather goods	448190	Other Clothing Stores
	2109	Manufacture of other articles of paper and paperboard	322226	Surface-Coated Paperboard Manufacturing	x	5232	Retail sale of textiles, clothing, footwear and leather goods	448210	Shoe Stores
x	2109	Manufacture of other articles of paper and paperboard	322231	Die-Cut Paper and Paperboard Office Supplies Manufacturing	x	5232	Retail sale of textiles, clothing, footwear and leather goods	448320	Luggage and Leather Goods Stores
x	2109	Manufacture of other articles of paper and paperboard	322232	Envelope Manufacturing	x	5232	Retail sale of textiles, clothing, footwear and leather goods	451130	Sewing, Needlework, and Piece Goods Stores
x	2109	Manufacture of other articles of paper and paperboard	322233	Stationery, Tablet, and Related Product Manufacturing	x	5233	Retail sale of household appliances, articles and equipment	442299	All Other Home Furnishings Stores
	2109	Manufacture of other articles of paper and paperboard	322291	Sanitary Paper Product Manufacturing	x	5233	Retail sale of household appliances, articles and equipment	443111	Household Appliance Stores
	2109	Manufacture of other articles of paper and paperboard	322299	All Other Converted Paper Product Manufacturing	x	5239	Other retail sale in specialized stores	444120	Paint and Wallpaper Stores
x	2109	Manufacture of other articles of paper and paperboard	323110	Commercial Lithographic Printing	x	5239	Other retail sale in specialized stores	448310	Jewelry Stores
x	2109	Manufacture of other articles of paper and paperboard	323111	Commercial Gravure Printing	x	5239	Other retail sale in specialized stores	451120	Hobby, Toy, and Game Stores
x	2109	Manufacture of other articles of paper and paperboard	323112	Commercial Flexographic Printing	x	5239	Other retail sale in specialized stores	453998	All Other Miscellaneous Store Retailers (except Tobacco Stores)
x	2109	Manufacture of other articles of paper and paperboard	323113	Commercial Screen Printing	x	7130	Renting of personal and household goods n.e.c.	532291	Home Health Equipment Rental
x	2109	Manufacture of other articles of paper and paperboard	323119	Other Commercial Printing	x	7130	Renting of personal and household goods n.e.c.	532299	All Other Consumer Goods Rental

In NAICS Calc	ISIC	ISIC Description	2002 NAICS	NAICS Description	In NAICS Calc	ISIC	ISIC Description	2002 NAICS	NAICS Description
	2109	Manufacture of other articles of paper and paperboard	339944	Carbon Paper and Inked Ribbon Manufacturing	x	7130	Renting of personal and household goods n.e.c.	532420	Office Machinery and Equipment Rental and Leasing
x	2109	Manufacture of other articles of paper and paperboard	339991	Gasket, Packing, and Sealing Device Manufacturing	x	7130	Renting of personal and household goods n.e.c.	532490	Other Commercial and Industrial Machinery and Equipment Rental and Leasing
	2610	Manufacture of glass and glass products	327211	Flat Glass Manufacturing		7421	Architectural and engineering activities and related technical consultancy	213112	Support Activities for Oil and Gas Operations
	2610	Manufacture of glass and glass products	327212	Other Pressed and Blown Glass and Glassware Manufacturing		7421	Architectural and engineering activities and related technical consultancy	213113	Support Activities for Coal Mining
	2610	Manufacture of glass and glass products	327213	Glass Container Manufacturing		7421	Architectural and engineering activities and related technical consultancy	213114	Support Activities for Metal Mining
	2610	Manufacture of glass and glass products	327215	Glass Product Manufacturing Made of Purchased Glass		7421	Architectural and engineering activities and related technical consultancy	213115	Support Activities for Nonmetallic Minerals (except Fuels) Mining
	2610	Manufacture of glass and glass products	327993	Mineral Wool Manufacturing	x	7421	Architectural and engineering activities and related technical consultancy	541310	Architectural Services
	2899	Manufacture of other fabricated metal products n.e.c.	322223	Plastics, Foil, and Coated Paper Bag Manufacturing		7421	Architectural and engineering activities and related technical consultancy	541320	Landscape Architectural Services
x	2899	Manufacture of other fabricated metal products n.e.c.	323118	Blankbook, Looseleaf Binders, and Devices Manufacturing	x	7421	Architectural and engineering activities and related technical consultancy	541330	Engineering Services
	2899	Manufacture of other fabricated metal products n.e.c.	331222	Steel Wire Drawing	x	7421	Architectural and engineering activities and related technical consultancy	541340	Drafting Services
	2899	Manufacture of other fabricated metal products n.e.c.	331319	Other Aluminum Rolling and Drawing	x	7421	Architectural and engineering activities and related technical consultancy	541350	Building Inspection Services
	2899	Manufacture of other fabricated metal products n.e.c.	331421	Copper Rolling, Drawing, and Extruding	x	7421	Architectural and engineering activities and related technical consultancy	541360	Geophysical Surveying and Mapping Services
	2899	Manufacture of other fabricated metal products n.e.c.	331422	Copper Wire (except Mechanical) Drawing	x	7421	Architectural and engineering activities and related technical consultancy	541370	Surveying and Mapping (except Geophysical) Services
	2899	Manufacture of other fabricated metal products n.e.c.	331491	Nonferrous Metal (except Copper and Aluminum) Rolling, Drawing, and Extruding	x	7421	Architectural and engineering activities and related technical consultancy	541420	Industrial Design Services
	2899	Manufacture of other fabricated metal products n.e.c.	332115	Crown and Closure Manufacturing		7421	Architectural and engineering activities and related technical consultancy	541620	Environmental Consulting Services
	2899	Manufacture of other fabricated metal products n.e.c.	332214	Kitchen Utensil, Pot, and Pan Manufacturing		7421	Architectural and engineering activities and related technical consultancy	541690	Other Scientific and Technical Consulting Services
	2899	Manufacture of other fabricated metal products n.e.c.	332322	Sheet Metal Work Manufacturing	x	7421	Architectural and engineering activities and related technical consultancy	541990	All Other Professional, Scientific, and Technical Services
	2899	Manufacture of other fabricated metal products n.e.c.	332323	Ornamental and Architectural Metal Work Manufacturing	x	7499	Other business activities, n.e.c. (for translation and interpretation)	541410	Interior Design Services

In NAICS Calc	ISIC	ISIC Description	2002 NAICS	NAICS Description	In NAICS Calc	ISIC	ISIC Description	2002 NAICS	NAICS Description
	2899	Manufacture of other fabricated metal products n.e.c.	332431	Metal Can Manufacturing		9199	Activities of other membership organizations n.e.c.	813410	Civic and Social Organizations
	2899	Manufacture of other fabricated metal products n.e.c.	332439	Other Metal Container Manufacturing		9199	Activities of other membership organizations n.e.c.	813990	Other Similar Organizations [except Business, Professional, Labor, and Political Organizations]
	2899	Manufacture of other fabricated metal products n.e.c.	332611	Spring (Heavy Gauge) Manufacturing	x	9232	Museums activities and preservation of historical sites and buildings	712110	Museums
					x	9232	Museums activities and preservation of historical sites and buildings	712120	Historical Sites
NON-DEDICATED SUPPORT INDUSTRIES									
x	61	Water transport	483111	Deep Sea Freight Transport	x	523	Other retail trade of new goods in specialized stores	448120	Women's Clothing Stores
x	61	Water transport	483112	Deep Sea Passenger Transportation	x	523	Other retail trade of new goods in specialized stores	448130	Children's and Infants' Clothing Stores
x	61	Water transport	483113	Coastal and Great Lakes Freight Transportation	x	523	Other retail trade of new goods in specialized stores	448140	Family Clothing Stores
x	61	Water transport	483114	Coastal and Great Lakes Passenger Transportation	x	523	Other retail trade of new goods in specialized stores	448150	Clothing Accessories Stores
x	61	Water transport	483211	Inland Water Freight Transportation	x	523	Other retail trade of new goods in specialized stores	448150	Clothing Accessories Stores
x	61	Water transport	483212	Inland Water Passenger Transportation	x	523	Other retail trade of new goods in specialized stores	448190	Other Clothing Stores
x	61	Water transport	487210	Scenic and Sightseeing Transportation, Water	x	523	Other retail trade of new goods in specialized stores	448210	Shoe Stores
x	61	Water transport	487210	Scenic and Sightseeing Transportation, Water	x	523	Other retail trade of new goods in specialized stores	448310	Jewelry Stores
x	62	Air transport	481111	Scheduled Passenger Air Transportation	x	523	Other retail trade of new goods in specialized stores	448320	Luggage and Leather Goods Stores
x	62	Air transport	481112	Scheduled Freight Air Transportation	x	523	Other retail trade of new goods in specialized stores	451110	Sporting Goods Stores
x	62	Air transport	481211	Nonscheduled Chartered Passenger Air Transportation	x	523	Other retail trade of new goods in specialized stores	451120	Hobby, Toy, and Game Stores
x	62	Air transport	481212	Nonscheduled Chartered Freight Air Transportation	x	523	Other retail trade of new goods in specialized stores	451130	Sewing, Needlework, and Piece Goods Stores
x	62	Air transport	481219	Other Nonscheduled Air Transportation	x	523	Other retail trade of new goods in specialized stores	451140	Musical Instrument and Supplies Stores
x	62	Air transport	487990	Scenic and Sightseeing Transportation, Other	x	523	Other retail trade of new goods in specialized stores	451211	Book Stores
x	62	Air transport	488999	All Other Support Activities for Transportation	x	523	Other retail trade of new goods in specialized stores	451212	News Dealers and Newsstands
x	511	Wholesale on a fee or contract basis	425110	Business to Business Electronic Markets	x	523	Other retail trade of new goods in specialized stores	451220	Prerecorded Tape, Compact Disc, and Record Stores
x	511	Wholesale on a fee or contract basis	425120	Wholesale Trade Agents and Brokers	x	523	Other retail trade of new goods in specialized stores	453110	Florists
x	513	Wholesale of household goods	423210	Furniture Merchant Wholesalers	x	523	Other retail trade of new goods in specialized stores	453210	Office Supplies and Stationery Stores

In NAICS Calc	ISIC	ISIC Description	2002 NAICS	NAICS Description	In NAICS Calc	ISIC	ISIC Description	2002 NAICS	NAICS Description
x	513	Wholesale of household goods	423220	Home Furnishing Merchant Wholesalers	x	523	Other retail trade of new goods in specialized stores	453220	Gift, Novelty, and Souvenir Stores
x	513	Wholesale of household goods	423220	Home Furnishing Merchant Wholesalers	x	523	Other retail trade of new goods in specialized stores	453910	Pet and Pet Supplies Stores
x	513	Wholesale of household goods	423310	Lumber, Plywood, Millwork, and Wood Panel Merchant Wholesalers	x	523	Other retail trade of new goods in specialized stores	453920	Art Dealers
x	513	Wholesale of household goods	423410	Photographic Equipment and Supplies Merchant Wholesalers	x	523	Other retail trade of new goods in specialized stores	453930	Manufactured (Mobile) Home Dealers
x	513	Wholesale of household goods	423450	Medical, Dental, and Hospital Equipment and Supplies Merchant Wholesalers	x	523	Other retail trade of new goods in specialized stores	453998	All Other Miscellaneous Store Retailers (except Tobacco Stores)
x	513	Wholesale of household goods	423460	Ophthalmic Goods Merchant Wholesalers	x	523	Other retail trade of new goods in specialized stores	453998	All Other Miscellaneous Store Retailers (except Tobacco Stores)
x	513	Wholesale of household goods	423610	Electrical Apparatus and Equipment, Wiring Supplies, and Related Equipment Merchant Wholesalers	x	523	Other retail trade of new goods in specialized stores	453998	All Other Miscellaneous Store Retailers (except Tobacco Stores)
x	513	Wholesale of household goods	423620	Electrical and Electronic Appliance, Television, and Radio Set Merchant Wholesalers	x	523	Other retail trade of new goods in specialized stores	454312	Liquefied Petroleum Gas (Bottled Gas) Dealers
x	513	Wholesale of household goods	423720	Plumbing and Heating Equipment and Supplies (Hydronics) Merchant Wholesalers	x	523	Other retail trade of new goods in specialized stores	454319	Other Fuel Dealers
x	513	Wholesale of household goods	423850	Service Establishment Equipment and Supplies Merchant Wholesalers	x	525	Retail trade not in stores	445230	Fruit and Vegetable Markets
x	513	Wholesale of household goods	423910	Sporting and Recreational Goods and Supplies Merchant Wholesalers	x	525	Retail trade not in stores	454111	Electronic Shopping
x	513	Wholesale of household goods	423920	Toy and Hobby Goods and Supplies Merchant Wholesalers	x	525	Retail trade not in stores	454112	Electronic Auctions
x	513	Wholesale of household goods	423940	Jewelry, Watch, Precious Stone, and Precious Metal Merchant Wholesalers	x	525	Retail trade not in stores	454113	Mail-Order Houses
x	513	Wholesale of household goods	423990	Other Miscellaneous Durable Goods Merchant Wholesalers	x	525	Retail trade not in stores	454210	Vending Machine Operators
x	513	Wholesale of household goods	424120	Stationery and Office Supplies Merchant Wholesalers	x	525	Retail trade not in stores	454311	Heating Oil Dealers
x	513	Wholesale of household goods	424130	Industrial and Personal Service Paper Merchant Wholesalers	x	525	Retail trade not in stores	454390	Other Direct Selling Establishments
x	513	Wholesale of household goods	424210	Drugs and Druggists' Sundries Merchant Wholesalers	x	525	Retail trade not in stores	454390	Other Direct Selling Establishments
x	513	Wholesale of household goods	424310	Piece Goods, Notions, and Other Dry Goods Merchant Wholesalers	x	601	Transport via railways	482111	Line-Haul Railroads
x	513	Wholesale of household goods	424320	Men's and Boys' Clothing and Furnishings Merchant Wholesalers	x	601	Transport via railways	482112	Short Line Railroads
x	513	Wholesale of household goods	424330	Women's, Children's, and Infants' Clothing and Accessories Merchant Wholesalers	x	601	Transport via railways	487110	Scenic and Sightseeing Transportation, Land
x	513	Wholesale of household goods	424340	Footwear Merchant Wholesalers	x	601	Transport via railways	488210	Support Activities for Rail Transportation
x	513	Wholesale of household goods	424690	Other Chemical and Allied Products Merchant Wholesalers	x	602	Other land transport	484110	General Freight Trucking, Local

In NAICS Calc	ISIC	ISIC Description	2002 NAICS	NAICS Description	In NAICS Calc	ISIC	ISIC Description	2002 NAICS	NAICS Description
x	513	Wholesale of household goods	424920	Book, Periodical, and Newspaper Merchant Wholesalers	x	602	Other land transport	484121	General Freight Trucking, Long-Distance, Truckload
x	513	Wholesale of household goods	424950	Paint, Varnish, and Supplies Merchant Wholesalers	x	602	Other land transport	484122	General Freight Trucking, Long-Distance, Less than Truckload
x	513	Wholesale of household goods	424990	Other Miscellaneous Nondurable Goods Merchant Wholesalers	x	602	Other land transport	484210	Used Household and Office Goods Moving
x	513	Wholesale of household goods	424990	Other Miscellaneous Nondurable Goods Merchant Wholesalers	x	602	Other land transport	484220	Specialized Freight (except Used Goods) Trucking, Local
x	515	Wholesale of machinery, equipment and supplies	423120	Motor Vehicle Supplies and New Parts Merchant Wholesalers	x	602	Other land transport	484230	Specialized Freight (except Used Goods) Trucking, Long-Distance
x	515	Wholesale of machinery, equipment and supplies	423210	Furniture Merchant Wholesalers		602	Other land transport	485111	Mixed Mode Transit Systems
x	515	Wholesale of machinery, equipment and supplies	423410	Photographic Equipment and Supplies Merchant Wholesalers		602	Other land transport	485112	Commuter Rail Systems
x	515	Wholesale of machinery, equipment and supplies	423420	Office Equipment Merchant Wholesalers		602	Other land transport	485113	Bus and Other Motor Vehicle Transit Systems
x	515	Wholesale of machinery, equipment and supplies	423430	Computer and Computer Peripheral Equipment and Software Merchant Wholesalers		602	Other land transport	485119	Other Urban Transit Systems
x	515	Wholesale of machinery, equipment and supplies	423440	Other Commercial Equipment Merchant Wholesalers		602	Other land transport	485210	Interurban and Rural Bus Transportation
x	515	Wholesale of machinery, equipment and supplies	423450	Medical, Dental, and Hospital Equipment and Supplies Merchant Wholesalers		602	Other land transport	485310	Taxi Service
x	515	Wholesale of machinery, equipment and supplies	423490	Other Professional Equipment and Supplies Merchant Wholesalers		602	Other land transport	485320	Limousine Service
x	515	Wholesale of machinery, equipment and supplies	423610	Electrical Apparatus and Equipment, Wiring Supplies, and Related Equipment Merchant Wholesalers		602	Other land transport	485410	School and Employee Bus Transportation
x	515	Wholesale of machinery, equipment and supplies	423690	Other Electronic Parts and Equipment Merchant Wholesalers		602	Other land transport	485510	Charter Bus Industry
x	515	Wholesale of machinery, equipment and supplies	423690	Other Electronic Parts and Equipment Merchant Wholesalers		602	Other land transport	485991	Special Needs Transportation
x	515	Wholesale of machinery, equipment and supplies	423720	Plumbing and Heating Equipment and Supplies (Hydronics) Merchant Wholesalers		602	Other land transport	485991	Special Needs Transportation
x	515	Wholesale of machinery, equipment and supplies	423730	Warm Air Heating and Air-Conditioning Equipment and Supplies Merchant Wholesalers		602	Other land transport	485999	All Other Transit and Ground Passenger Transportation
x	515	Wholesale of machinery, equipment and supplies	423740	Refrigeration Equipment and Supplies Merchant Wholesalers		602	Other land transport	485999	All Other Transit and Ground Passenger Transportation
x	515	Wholesale of machinery, equipment and supplies	423810	Construction and Mining (except Oil Well) Machinery and Equipment Merchant Wholesalers	x	602	Other land transport	487110	Scenic and Sightseeing Transportation, Land
x	515	Wholesale of machinery, equipment and supplies	423820	Farm and Garden Machinery and Equipment Merchant Wholesalers	x	602	Other land transport	487110	Scenic and Sightseeing Transportation, Land
x	515	Wholesale of machinery, equipment and supplies	423830	Industrial Machinery and Equipment Merchant Wholesalers	x	602	Other land transport	487990	Scenic and Sightseeing Transportation, Other
x	515	Wholesale of machinery, equipment and supplies	423840	Industrial Supplies Merchant Wholesalers	x	6301	Cargo handling	488119	Other Airport Operations

In NAICS Calc	ISIC	ISIC Description	2002 NAICS	NAICS Description	In NAICS Calc	ISIC	ISIC Description	2002 NAICS	NAICS Description
x	515	Wholesale of machinery, equipment and supplies	423850	Service Establishment Equipment and Supplies Merchant Wholesalers	x	6301	Cargo handling	488210	Support Activities for Rail Transportation
x	515	Wholesale of machinery, equipment and supplies	423860	Transportation Equipment and Supplies (except Motor Vehicle) Merchant Wholesalers	x	6301	Cargo handling	488320	Marine Cargo Handling
x	515	Wholesale of machinery, equipment and supplies	423910	Sporting and Recreational Goods and Supplies Merchant Wholesalers	x	6301	Cargo handling	488490	Other Support Activities for Road Transportation
x	515	Wholesale of machinery, equipment and supplies	423990	Other Miscellaneous Durable Goods Merchant Wholesalers	x	6302	Storage and warehousing	493110	General Warehousing and Storage
x	519	Other wholesale	423990	Other Miscellaneous Durable Goods Merchant Wholesalers	x	6302	Storage and warehousing	493120	Refrigerated Warehousing and Storage
x	519	Other wholesale	424990	Other Miscellaneous Nondurable Goods Merchant Wholesalers	x	6302	Storage and warehousing	493130	Farm Product Warehousing and Storage
x	521	Non-specialized retail trade in stores	445110	Supermarkets and Other Grocery (except Convenience) Stores	x	6302	Storage and warehousing	493190	Other Warehousing and Storage
x	521	Non-specialized retail trade in stores	445120	Convenience Stores	x	6303	Other supporting transport activities	488111	Air Traffic Control
x	521	Non-specialized retail trade in stores	447110	Gasoline Stations with Convenience Stores	x	6303	Other supporting transport activities	488119	Other Airport Operations
x	521	Non-specialized retail trade in stores	452111	Department Stores (except Discount Department Stores)	x	6303	Other supporting transport activities	488190	Other Support Activities for Air Transportation
x	521	Non-specialized retail trade in stores	452112	Discount Department Stores	x	6303	Other supporting transport activities	488210	Support Activities for Rail Transportation
x	521	Non-specialized retail trade in stores	452910	Warehouse Clubs and Supercenters	x	6303	Other supporting transport activities	488310	Port and Harbor Operations
x	521	Non-specialized retail trade in stores	452910	Warehouse Clubs and Supercenters	x	6303	Other supporting transport activities	488330	Navigational Services to Shipping
x	521	Non-specialized retail trade in stores	452990	All Other General Merchandise Stores	x	6303	Other supporting transport activities	488390	Other Support Activities for Water Transportation
x	521	Non-specialized retail trade in stores	453998	All Other Miscellaneous Store Retailers (except Tobacco Stores)	x	6303	Other supporting transport activities	488490	Other Support Activities for Road Transportation
x	523	Other retail trade of new goods in specialized stores	441222	Boat Dealers	x	6303	Other supporting transport activities	488999	All Other Support Activities for Transportation
x	523	Other retail trade of new goods in specialized stores	441229	All Other Motor Vehicle Dealers		6303	Other supporting transport activities	812930	Parking Lots and Garages
x	523	Other retail trade of new goods in specialized stores	441310	Automotive Parts and Accessories Stores	x	6304	Activities of travel agencies and tour operators; tourist assistance activities n.e.c.	488999	All Other Support Activities for Transportation
x	523	Other retail trade of new goods in specialized stores	442110	Furniture Stores		6304	Activities of travel agencies and tour operators; tourist assistance activities n.e.c.	561510	Travel Agencies
x	523	Other retail trade of new goods in specialized stores	442210	Floor Covering Stores		6304	8	561520	Tour Operators
x	523	Other retail trade of new goods in specialized stores	442291	Window Treatment Stores	x	6304	Activities of travel agencies and tour operators; tourist assistance activities n.e.c.	561591	Convention and Visitors Bureaus
x	523	Other retail trade of new goods in specialized stores	442299	All Other Home Furnishings Stores	x	6304	Activities of travel agencies and tour operators; tourist assistance activities n.e.c.	561599	All Other Travel Arrangement and Reservation Services

In NAICS Calc	ISIC	ISIC Description	2002 NAICS	NAICS Description	In NAICS Calc	ISIC	ISIC Description	2002 NAICS	NAICS Description
x	523	Other retail trade of new goods in specialized stores	442299	All Other Home Furnishings Stores	x	6304	Activities of travel agencies and tour operators; tourist assistance activities n.e.c.	713990	All Other Amusement and Recreation Industries
x	523	Other retail trade of new goods in specialized stores	443111	Household Appliance Stores	x	6309	Activities of other transport agencies	488390	Other Support Activities for Water Transportation
x	523	Other retail trade of new goods in specialized stores	443112	Radio, Television, and Other Electronics Stores	x	6309	Activities of other transport agencies	488490	Other Support Activities for Road Transportation
x	523	Other retail trade of new goods in specialized stores	443112	Radio, Television, and Other Electronics Stores		6309	Activities of other transport agencies	488510	Freight Transportation Arrangement
x	523	Other retail trade of new goods in specialized stores	443120	Computer and Software Stores	x	6309	Activities of other transport agencies	488991	Packing and Crating
x	523	Other retail trade of new goods in specialized stores	443130	Camera and Photographic Supplies Stores		6309	Activities of other transport agencies	541614	Process, Physical Distribution, and Logistics Consulting Services
x	523	Other retail trade of new goods in specialized stores	444110	Home Centers		6411	National post activities	491110	Postal Service
x	523	Other retail trade of new goods in specialized stores	444120	Paint and Wallpaper Stores	x	6412	Courier activities other than national post activities	492110	Couriers
x	523	Other retail trade of new goods in specialized stores	444120	Paint and Wallpaper Stores	x	6412	Courier activities other than national post activities	492210	Local Messengers and Local Delivery
x	523	Other retail trade of new goods in specialized stores	444130	Hardware Stores		6420	Telecommunications	517110	Wired Telecommunications Carriers
x	523	Other retail trade of new goods in specialized stores	444190	Other Building Material Dealers		6420	Telecommunications	517211	Paging
x	523	Other retail trade of new goods in specialized stores	444190	Other Building Material Dealers		6420	Telecommunications	517212	Cellular and Other Wireless Telecommunications
x	523	Other retail trade of new goods in specialized stores	444210	Outdoor Power Equipment Stores		6420	Telecommunications	517310	Telecommunications Resellers
x	523	Other retail trade of new goods in specialized stores	444220	Nursery, and Garden Center, and Farm Supply Stores	x	6420	Telecommunications	517410	Satellite Telecommunications
x	523	Other retail trade of new goods in specialized stores	446110	Pharmacies and Drug Stores		6420	Telecommunications	517910	Other Telecommunications
x	523	Other retail trade of new goods in specialized stores	446120	Cosmetics, Beauty Supplies, and Perfume Stores	x	6420	Telecommunications	518111	Internet Service Providers
x	523	Other retail trade of new goods in specialized stores	446130	Optical Goods Stores	x	6420	Telecommunications	812990	All Other Personal Services
x	523	Other retail trade of new goods in specialized stores	446199	All Other Health and Personal Care Stores	x	7240	Database activities and on-line distribution of electronic content	516110	Internet Publishing and Broadcasting
x	523	Other retail trade of new goods in specialized stores	448110	Men's Clothing Stores	x	7240	Database activities and on-line distribution of electronic content	518112	Web Search Portals

Note: All industries checked with "x" are industries included in the NAICS based copyright industries. The summary categorizations (core, interdependent, partial, and non-dedicated support) are based on ISIC standards, and NAICS based copyright industries do not follow the same breakdown.

APPENDIX D: LIST OF REFERENCES

- International Data Corp. Provided Worldwide Packaged Software Industry Sales 2001-2002.
- International Federation for the Phonographic Industry. Provided Recording Industry World Sales 2000-2002.
- Keyt, Richard. "Benefits of Web Site Copyright Registration," Keyt Law, available at www.keytlaw.com.
- Lawson, Ann M. et al. "Benchmark Input-Output Accounts of the United States, 1997" (December 2002).
- McCahill, Robert J. and Brian C. Moyer. "Gross Domestic Product by Industry for 1999-2001," Survey on Current Business (November 2002).
- Motion Picture Association of America. *Estimated Worldwide Revenues by Media for All U.S. Companies, 1985-2003* (2003).
- Szalai, George. "U.S. may lead way in music recovery," *The Hollywood Reporter* (July 14, 2004.)
- President's Council of Economic Advisors. *2002 Economic Report of the President* (Government Printing Office, 2002).
- President's Council of Economic Advisors. *2003 Economic Report of the President* (Government Printing Office, 2003).
- President's Council of Economic Advisors. *2004 Economic Report of the President* (Government Printing Office, 2004).
- PwC, "Entertainment and Media Industry Will Grow 6.3 Percent Annually Through 2008, Sparked by Strength in Asia/Pacific," (June 29, 2004), available at <http://www.pwc.com/extweb/ncpressrelease.nsf/docid/5F00EEB0CD947F6085256EC2005D6D19>.
- U.S. Department of Commerce, Bureau of Economic Analysis, *Gross Domestic Product by Industry* (April 2003).
- U.S. Department of Commerce, Economics and Statistics Administration, *Bridge Between NAICS and SIC, 1997 Economic Census*.
- U.S. Department of Commerce, U.S. Census Bureau, *1987 Census of Manufactures: Newspapers, Periodicals, Books, and Miscellaneous Publishing* (May 1990).
- U.S. Department of Commerce, U.S. Census Bureau, *North American Industry Classification System: Revisions for 2002*, available at <http://www.census.gov/epcd/naics02/>.
- U.S. Department of Commerce, U.S. Census Bureau, *Service Annual Survey: 2002* (February 2004).
- U.S. Department of Commerce, U.S. Census Bureau, "Statistics for Industry Groups and Industries: 2001 and Earlier Years," *Annual Survey of Manufactures, Industry Statistics* (December 20, 2002).
- U.S. Department of Commerce, U.S. Census Bureau, "Table 2: Advance Comparative Statistics for the United States," *2002 Economic Census*.
- U.S. Department of Commerce, U.S. International Trade Commission. Provided Information on Foreign Trade Data – U.S. Exports of Selected Products by SIC 1998-2002.
- U.S. Department of Commerce, *U.S. Industry & Trade Outlook, 2000* (McGraw-Hill Companies, Inc., 2000).
- U.S. Department of Commerce, *U.S. Industry & Trade Outlook, '99* (McGraw-Hill Companies, Inc., 1999).
- U.S. Department of Labor, *Bureau of Labor Statistics*, Labstat Series Report, available at <http://stats.bls.gov>.
- U.S. Department of Labor, *Bureau of Labor Statistics*, Provided BLS Employment Data for 2002 NAICS, available at <http://data.bls.gov>.
- World Intellectual Property Organization, *Guide on Surveying the Economic Contribution of the Copyright-Based Industries* (WIPO publication number 893(E)) (2003).

Copyright Industries in the U.S. Economy: The 2004 Report



International Intellectual Property Alliance®
1747 Pennsylvania Avenue, NW, Suite 825
Washington, DC 20006-4637
United States of America
Tel: 202-833-4198 • Fax: 202-872-0546
Email: info@iipa.com • Web: www.iipa.com